



Adopted Budget

Fiscal Year 2019/20



R19- 51

**A RESOLUTION OF THE MONO COUNTY
BOARD OF SUPERVISORS
ADOPTING THE FINAL MONO COUNTY BUDGET
FOR FISCAL YEAR 2019-2020**

WHEREAS, the final Mono County budget for fiscal year 2019-2020 (the “budget”) has been prepared under direction of the County Administrative Officer after consultation with the Finance Director, department heads, officers and certain employees; and

WHEREAS, the budget has been prepared in the form and manner required by law; and

WHEREAS, budget hearings of the Board of Supervisors have been noticed and held;

and

WHEREAS, the final budget is attached hereto and incorporated into this resolution by this reference pursuant to Government Code Section 29090.

NOW, THEREFORE, THE BOARD OF SUPERVISORS OF THE COUNTY OF MONO RESOLVES that:

SECTION ONE: The budget incorporated by reference meets the requirements of Government Code Section 29000 et. Seq.

SECTION TWO: Pursuant to Government Code Section 29091, the several amounts of proposed financing uses specified in the budget are hereby appropriated at the object level except

1 fixed assets, which are appropriated at the sub-object level pursuant to Government Coe Section
2 29008.

3
4 **SECTION THREE:** The budget is hereby adopted as the Mono County Final Budget for
5 Fiscal Year 2019-2020.

6
7 **SECTION FOUR:** A copy of this Resolution, together with the attached budget, shall be
8 filed forthwith by the Finance Director in the Office of the Clerk of the Board of Supervisors and
9 in the Office of the Controller of the State of California.

10
11 **PASSED, APPROVED and ADOPTED** this 16th day of July, 2019, by the following
12 vote, to wit:

13
14 **AYES:** Supervisors Corless, Gardner, Halferty, Peters and Stump.

15 **NOES:** None.


16 **ABSENT:** None.

17 **ABSTAIN:** None.

18
19
20
21
22 
John Peters, Chair
Mono County Board of Supervisors

23
24 **ATTEST:**

25 **APPROVED AS TO FORM:**

26 
27 Shannon Kendall
28 Clerk of the Board

29 
30 County Counsel
31
32

County of Mono County
 Adopted Budget
 Fiscal Year 2019 – 20

TABLE OF CONTENTS

Budget Message from the Finance Director	i-v
Budget Summary and Charts.....	1-6
Schedule 1: All Funds Summary.....	7
Schedule 2: Governmental Funds Summary	8-9
Schedule 3: Fund Balance – Governmental Funds.....	10-11
Schedule 4: Obligated Fund Balances – By Governmental Funds	12-13
Schedule 5: Summary of Additional Financing Sources by Source - Governmental Funds.....	14-16
Schedule 6: Detail of Additional Financing Sources by Fund and Account - Governmental Funds	17-40
Schedule 7: Summary of Financing Uses by Function and Fund - Governmental Funds.....	41-43
Schedule 8: Detail of Financing Uses by Function, Activity and Budget Unit – Governmental Funds ..	44-48
Schedule 9: Financing Sources and Uses by Budget Unit by Object	
GENERAL GOVERNMENT	
General.....	50-51
Board of Supervisors	52
County Administrative Office	53-54
Finance	55-56
Assessor	57
County Counsel	58
Elections	59
Public Works Engineering.....	60
County Facilities	61-62
Conway Ranch	63
Information Tech – Radio	64
Capital Improvement Projects.....	65
Accumulated Capital Outlay	66
Criminal Justice Facility	67
Mono County Civic Center.....	68
Economic Development.....	69
Fish Enhancement.....	70
Tourism.....	71-72
Community Support Programs.....	73
Information Technology	74
Disaster Assistance Fund	75
General Fund Operating Transfers and Contributions	76
General Reserves.....	77
Stabilization Fund	78
Workforce Development	79
PUBLIC PROTECTION	
District Attorney	82-83

County of Mono County
 Adopted Budget
 Fiscal Year 2019 – 20

TABLE OF CONTENTS

PUBLIC PROTECTION (continued)	
DA – Justice Admin Grant	84
District Attorney – Victim Witness	85
DA – Public Administrator	86
GF Grant Programs	87
Courts – County MOE	88
Grand Jury	89
Public Defender	90
Law Library Fund	91
DA Pre-Diversion Fund	92
Sheriff – Coroner	93-94
Sheriff – Boat Safety	95
Sheriff – Court Security	96
Off-Highway Vehicle Fund	97
Court Security 2011 Realignment	98
Sheriff – Jail	99-100
Adult Probation	101-102
Juvenile Detention Center	103-104
Inmate Welfare Trust	105
CCP 2011 Realignment	106
YOBG 2011 Realignment	107
SB 678 2011 Realignment	108
JJCPA 2011 Realignment	109
Juvenile Activities	110
PRCS 2011 Realignment	111
BSCC 2011 Realignment	112
Building Department	113
Code Compliance	114
Agricultural Commissioner / Sealer of Weights and Measures	115
Clerk – Recorder	116
Planning & Transportation	117
Housing Development	118
Planning Commission	119
Local Agency Formation Commission (LAFCO)	120
Search and Rescue	121
Emergency Services (OES)	122
Animal Control	123
Fish & Game Propagation	124
Terrorism	125
Geothermal	126
Geothermal Royalties	127
PUBLIC WAYS AND FACILITIES	
Road Department	130-131

County of Mono County
 Adopted Budget
 Fiscal Year 2019 – 20

TABLE OF CONTENTS

PUBLIC WAYS AND FACILITIES (continued)	
State & Federal Road Projects	132
HEALTH AND SANITATION	
Behavioral Health	134-135
Alcohol & Drug Program	136-137
Mental Health Services Act.....	138-139
Public Health.....	140-141
Health Education	142
Bioterrorism	143-144
BH 2011 Realignment.....	145
Emergency Medical Services (Paramedics)	146-147
PUBLIC ASSISTANCE	
Social Services	150-151
Senior Services.....	152
CCTF – County Children’s Trust Fund.....	153
Social Services – Aid Programs.....	154
Social Services – General Relief	155
Veterans Services.....	156
Foster Care.....	157
Employers Training Resource.....	158
CDBG (Community Development Block Grant)	159
Community Development Grant Fund	160
DSS 2011 Realignment	161
EDUCATION	
Farm Advisor	164
DEBT SERVICE	
Debt Service Fund	166
Schedule 10: Operation of Internal Service Fund	
Motor Pool	168
Insurance	169
Tech Refresh	170
Copier	171
Schedule 11: Operation of Enterprise Fund	
Campgrounds	174
Cemeteries	175
Solid Waste.....	176
Airports	177

County of Mono County
Adopted Budget
Fiscal Year 2019 – 20

TABLE OF CONTENTS

Schedule 12: Special Districts and Other Agencies Summary.....	180
Schedule 13: Fund Balance – Special Districts and Other Agencies.....	181
Schedule 14: Obligated Fund Balances – Special Districts and Other Agencies.....	182
Schedule 15: Financing Sources and Uses by Budget Unit by Object, Special Districts and Other Agencies	
Community Service Area #1 (Crowley).....	183-184
Community Service Area #2 (Benton)	185
Community Service Area #5 (Bridgeport)	186
Community Service Area – County Wide.....	187
Position Allocation List	190-193
APPENDICES	
Budget Policy	196-199
Budget Glossary	200-203



DEPARTMENT OF FINANCE AUDITOR-CONTROLLER COUNTY OF MONO

Stephanie M. Butters
Assistant Finance Director
Auditor-Controller

Janet Dutcher, CPA, CGFM
Director of Finance

P.O. Box 556
Bridgeport, California 93517
(760) 932-5490
Fax (760) 932-5491

July 6, 2019

Board members, Colleagues, and Community Members

I am pleased to present the County of Mono \$129.8 million fiscal year (FY) 2019-2020 Recommended Budget. This budget is not presented as the County Administrative Officer's Recommended Budget as has been an historical practice for many years. Instead, this budget represents the collaborative efforts of the CAO, Finance, Department Leaders and Board members, and is simply presented as the **Recommended Budget** for the County of Mono. It has been compiled with critical input from all stakeholders involved in this year's process. To reiterate and reinforce words previously spoken by an Executive Leader of this County, this budget process reminds us of the "extraordinarily competent team of people who consistently strive to create the best Mono County imaginable." I extend my humble appreciation and thanks to everyone.

A few reminders about fiscal resiliency

The County Board of Supervisors set fiscal resiliency as a strategic focus area and priority, and the County's Leadership team has embraced the challenge of implementing this part of the vision. Adopting a structurally balanced budget is an important step towards achieving this goal. As acknowledged last year, this takes time, and above all else, takes a commitment to stay disciplined. It takes discipline to make tough decisions, such as choosing between two seemingly equally important initiatives. Over the course of the last six months as we traveled the budget process road, we have all found ourselves facing circumstances like this.

Remember, resilience means having a fiscal foundation strong enough for the County to spring back, adapt and grow when the next recession hits. That means there are two important behaviors that show others we are striving to be fiscally resilient. They are:

1. Living within our means (also known as structurally balanced), and
2. Setting aside reserves.

The following quote is a common reminder about fiscal resilience and reminds us the journey towards fiscal resilience is much more than just numbers on countless pages of budget schedules:

*"Financial resilience is a set of organizational behaviors that can, upon repetition and practice, establish a habitual pathway towards excellence in local government."*¹

¹ Joseph P. Case, County Administrator, Chesterfield County, Virginia.

While this year's General Fund (GF) recommended budget is not structurally balanced, it is presented at our chosen "target level", set by the Board of Supervisors, at a deficit of \$3 million, which is a 51.3% reduction over the FY 2018-2019 amended budget deficit and a reduction of 27% from the initial budgets requested by Department Leaders and discussed further at this year's budget workshop. When you consider all that this Recommended Budget is designed to achieve (see list below), a GF budget deficit of \$3 million is an impressive achievement towards the strategic goal of fiscal resilience.

What this Recommended Budget includes

If it is included in the budget, then it gets done. If it is not included in the budget, then it does not get done.

The Recommended Budget is balanced, as required by law, using \$3 million of carryover for the GF, and \$25 million of carryover from non-general funds (of which \$19 million is the carryover of unspent bond proceeds for the Civic Center project).

While the following list is not all inclusive, this Recommended Budget includes sufficient resources to achieve the following:

- Provide core services including public safety, public health, community safety net services, road and infrastructure repairs and improvements, community and economic development services, and governance and administration.
- Budget forecasts for revenues and workforce expenditures at maximum precision possible currently. Budgeting with precision lessens the gap between budgets and actual results and likely reduces the amount of carryover available for funding future budget deficits.
- Contributes \$50,000 towards the Mono County/Town of Mammoth Lakes shared Recreation, and \$30,000 towards trails related enhancements.
- Utilizes State and Federal Construction funds from Senate Bill #1 and other road improvement funds totaling almost \$3.7 million to execute the 5-year Road Capital Improvement Plan. Some of this next year's projects include:
 - Eastside Lane Rehabilitation
 - Rock Creek Road and Convict Lake Road Fog Seal & Stripe
 - Long Valley Streets rehabilitation
 - Twin Lakes Road Maintenance
 - Bridge Maintenance Program
 - Bridgeport Courthouse Parking
 - County Road Standards Update
- Includes appropriations for on-going Capital Improvement Projects (CIP) in process at the end of FY 2018-19, and funded using existing carryover in the CIP fund.
- Adds another \$200,000 to the affordable housing reserve, first established in FY 2018-19, bringing the reserve balance to a total of \$400,000.
- Adds \$364,470 to the County's general reserve, bringing the reserve balance to a total of \$3,116,000.

- Adds \$343,000 to the County’s economic stabilization reserve, bring the reserve balance to a total of \$3,199,000.
- Contributes \$1,000,000 additional monies for deposit into our Other Postemployment Benefits trust, to pay for future expenditures of this program.
- Provide nearly \$319,000 to continue improvements and ongoing maintenance to the County emergency radio system that is used by law enforcement, fire departments, and emergency medical responders.
- Dedicates \$65,000 of discretionary monies towards moving South County departments into the new Civic Center, anticipated to be completed and ready for move-in at the end of March 2020.
- Funds California Air Resources Board (CARB) replacement on a pay as you go approach by contributing \$730,600 into the County’s motor pool to finance this year’s scheduled replacements.
- Implements a six-month plan for filling all General Fund position vacancies and achieves maximum budgetary savings. Human Resources, CAO, Finance, and Department Leaders are reminded to remain cognizant during implementation to continue controlling workforce expenditures as anticipated in this Recommended Budget.
- Salaries for the County’s workforce include current and anticipated cost of living increases, step increases and some possible promotions.
- Promotes two public safety officers into existing and now funded deputy sheriff positions, including the cost of County funded law enforcement academy, beginning January 1, 2020.
- Continues the pilot expansion of emergency medical services in the Tri-Valley area at an annual cost of \$252,000, less an anticipated roll-over of FY 2018-2019 unspent funding of \$25,000.
- Includes \$20,000 to engage a consultant about preliminary exploration of a Business Improvement District in the unincorporated area of the County.
- Continues the FY 2018-19 level of funding subsidies for local fire departments and small special districts, fish stocking, and local community support programs, and continues the air subsidy for the Mammoth Yosemite airport at the FY 2017-18 level.
- Contributes \$150,000 to Mono County First Five, to expand their home visiting program.
- Provides funding for Senior services at the current level.
- Provides emergency medical services (paramedics) at the current level.

While the above programs are worth highlighting, this budget provides for the delivery of many additional, ongoing services and programs that enhance the quality of life for our citizens and guests. In the Recommended Budget book, you will find spending plans for each County Department, organized alphabetically. I encourage readers to review the narrative, organization charts, and tactical plans each Department has provided to assist readers about what each of them plan to accomplish this next year. This information begins on page 15 of the Recommended Budget book.

What this Recommended Budget does not include

County budgets require give and take and there is never enough money to go around. With the strategic priority of fiscal resiliency, any additional, even critical, expenditures that enhance

County fiscal health, fulfill mandates or satisfy stakeholder funding requests need to be postponed until excess carryover is identified, unanticipated revenues are realized, or expenditure contingencies are reasonably anticipated to not be needed to close out the spending plan of our core programs for the year.

To highlight a few items, while still noteworthy, for which this Recommended Budget did not include:

- Additional contributions to GF contingency reserves that include the general reserve, economic stabilization, and unassigned carryover balance.
- Funding for future investment beyond a pay as you go approach in the County’s CARB compliant equipment replacement program.
- Fund new Capital Improvement Projects.
- Resources to subsidize an affordable housing plan, beyond the accumulated balance of \$400,000.
- Unfreezing of two public safety officer positions, as requested by the County Sheriff.
- A late request from the Mammoth Lakes Fire Safe Council to provide resources towards their approximately \$100,000 budget shortfall on a \$1,000,000 Sierra Nevada Conservancy grant they received to implement the Lakes Basin Hazardous Fuels Reduction project. Look for this request from the Fire Safe Council in the Board of Supervisor’s agenda packet for the budget hearing scheduled for Tuesday, June 16, 2019.
- Does not address setting aside additional resources to pay down the County’s unfunded pension liability of approximately \$51.8 million.
- Greater precision and examination of GF Department’s budgeted services and supplies, for contributing towards reducing the GF deficit below this year’s \$3 million target.

Recommended Budget Snapshot

Below is a snapshot of the Recommended Budget. Please see pages 9 through 14 for additional details. The data below shows that available resources fall short, yet our team of dedicated staff and County leaders continue to advance our County mission, *“To support all our communities by providing superior services while protecting our unique rural environment.”*

<i>FUND TYPE</i>	<i>REVENUES</i>	<i>APPROPRIATIONS</i>	<i>FUND BALANCE SURPLUS (USED)</i>
General Fund	\$37,287,430	\$40,287,430	\$(3,000,000)
Reserves	907,470	--	907,470
Special Revenue	28,189,906	33,818,173	(5,628,267)
Capital Projects	26,630,000	46,889,477	(20,259,477)
Debt Service	153,367	153,367	--
Enterprise Activities	3,385,563	3,817,455	(431,892)
Internal Service Fund Activities	5,000,826	4,835,972	164,854
Total Recommended	\$101,554,562	\$129,801,874	\$(28,247,312)

To learn more about the budget, please visit our website at <https://www.monocounty.ca.gov/auditor/page/2019-2020-recommended-budget-portal>. If you have any questions, please contact me at jdutcher@mono.ca.gov.

Respectfully Submitted,



Janet Dutcher, CPA, CGFM
Finance Director
County of Mono

MONO COUNTY ELECTORATE

BOARD OF SUPERVISORS

COUNTY ADMINISTRATION
Dave Wilbrecht (Interim)

COUNTY COUNSEL
Stacey Simon

ASSESSOR
Barry Beck

DISTRICT ATTORNEY
Tim Kendall

Victim-Witness

SHERIFF
Ingrid Braun

Boating

Coroner

Court Security

Emergency Services

Jail

Search & Rescue

ANIMAL CONTROL
Angelle Nolan

CLERK-RECORDER
Shannon Kendall

ECONOMIC DEVELOPMENT
Alicia Vennos

INFORMATION TECHNOLOGY
Nate Greenberg

PROBATION
Karin Humiston

PUBLIC WORKS
Tony Dublino

BEHAVIORAL HEALTH
Robin Roberts

COMMUNITY DEVELOPMENT
Wendy Sugimura

FINANCE
Janet Dutcher

EMERGENCY MEDICAL SERVICES
Chris Mokracek

PUBLIC HEALTH
Sandra Pearce

SOCIAL SERVICES
Kathy Peterson

Human Resources
Risk Management

Mental Health Services Act
Alcohol and Other Drug Services

Elections
Clerk of the Board

Building Inspection
CDBG
Housing

Code Enforcement
Geothermal
Planning

Auditor-Controller
Treasurer-Tax Collector

Tourism
Fish Enhancement

Adult Probation
Juvenile Probation

Environmental Health
Bioterrorism
Health Education

Campgrounds
Engineering
Motor Pool
Solid Waste

Capital Improvement
Facilities
Road
Zones of Benefit

ETR
Foster Care
General Relief

County Of Mono





SUPERVISOR, DISTRICT 1,
SUPERVISOR, DISTRICT 2
SUPERVISOR, DISTRICT 3
SUPERVISOR, DISTRICT 4, Chairman
SUPERVISOR, DISTRICT 5

JENNIFER KREITZ
FRED STUMP
BOB GARDNER
JOHN PETERS
STACY CORLESS

ELECTED COUNTY OFFICIALS

ASSESSOR
DISTRICT ATTORNEY
SHERIFF

BARRY BECK
TIM KENDALL
INGRID BRAUN

APPOINTED COUNTY OFFICIALS

AGRICULTURAL COMMISSIONER
BUILDING OFFICIAL
CHIEF PROBATION OFFICER
CLERK / RECORDER
COMMUNITY DEVELOPMENT DIRECTOR
COUNTY ADMINISTRATIVE OFFICER
COUNTY COUNSEL
ECONOMIC DEVELOPMENT DIRECTOR
FINANCE DIRECTOR
HUMAN RESOURCES DIRECTOR
INFORMATION TECHNOLOGY DIRECTOR
MENTAL HEALTH DIRECTOR
PUBLIC HEALTH DIRECTOR
PUBLIC HEALTH OFFICER
RISK MANAGER
ROAD OPERATIONS DIRECTOR
SOCIAL SERVICES DIRECTOR

NATE READE
THOMAS PERRY
KARIN HUMISTON
SHANNON KENDALL
WENDY SUGIMURA
STEVE BARWICK
STACEY SIMON
ALICIA VENNOS
JANET DUTCHER, CPA, CGFM, MPA
DAVE BUTERS
NATE GREENBERG
ROBIN ROBERTS
SANDRA PEARCE
TOM BOO, MD, FAAFP, DTM&H
JACOB SLOAN
ANTHONY DUBLINO
KATHY PETERSON

Vision

Mono County Outstanding Community Services, Quality of Life Beyond Compare

Mission

Mono County's Mission:
To support all our communities by providing superior services while protecting our unique rural environment.

Values

Customer Service
We commit to exceptional service by managing the resources entrusted to us with integrity, trust, respect, and accountability.

Integrity
We demonstrate our integrity by ensuring our work is performed with consistency, credibility, and confidentiality.

Excellence
We strive to achieve the highest standards of excellence; continuously learn, develop, and improve; and take pride in our work.

Collaboration
We commit to responsible communication and respectful partnerships to achieve common goals.

Innovation
We strive to foster innovation and creative thinking, embrace change and challenge the status quo, listen to all ideas and viewpoints, learn from our successes and mistakes.

Results Orientation
We strive to set challenging goals, focus on output, assume responsibility, and constructively solve problems.



Strategic Directions



Best Mono Imaginable



2019 - 2024 MONO COUNTY, CA STRATEGIC PLAN

VISION

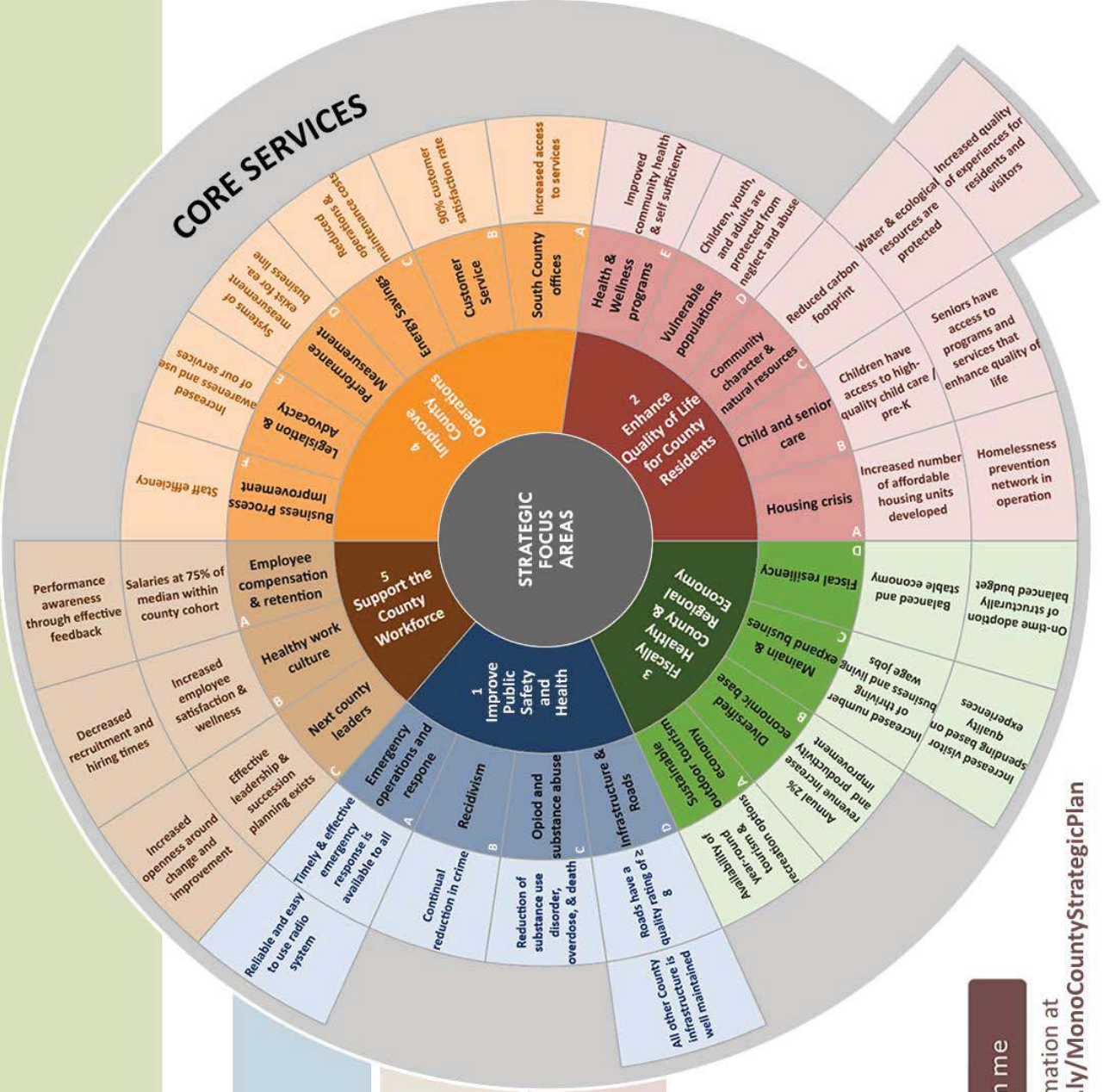
Mono County:
Outstanding Community Services;
Quality of Life Beyond Compare

MISSION

To support all our communities by
delivering superior services while
protecting our unique rural environment.

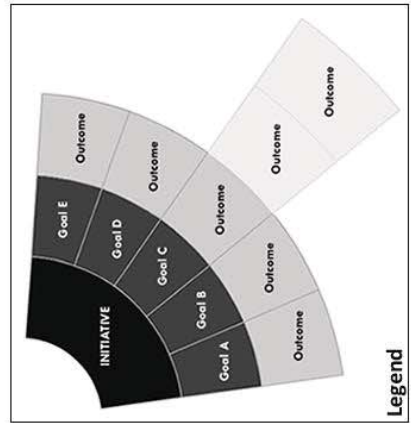
VALUES

Collaboration; Customer Service;
Excellence; Innovation; Integrity;
Results Oriented



Scan me

more information at
<https://bit.ly/MonoCountyStrategicPlan>



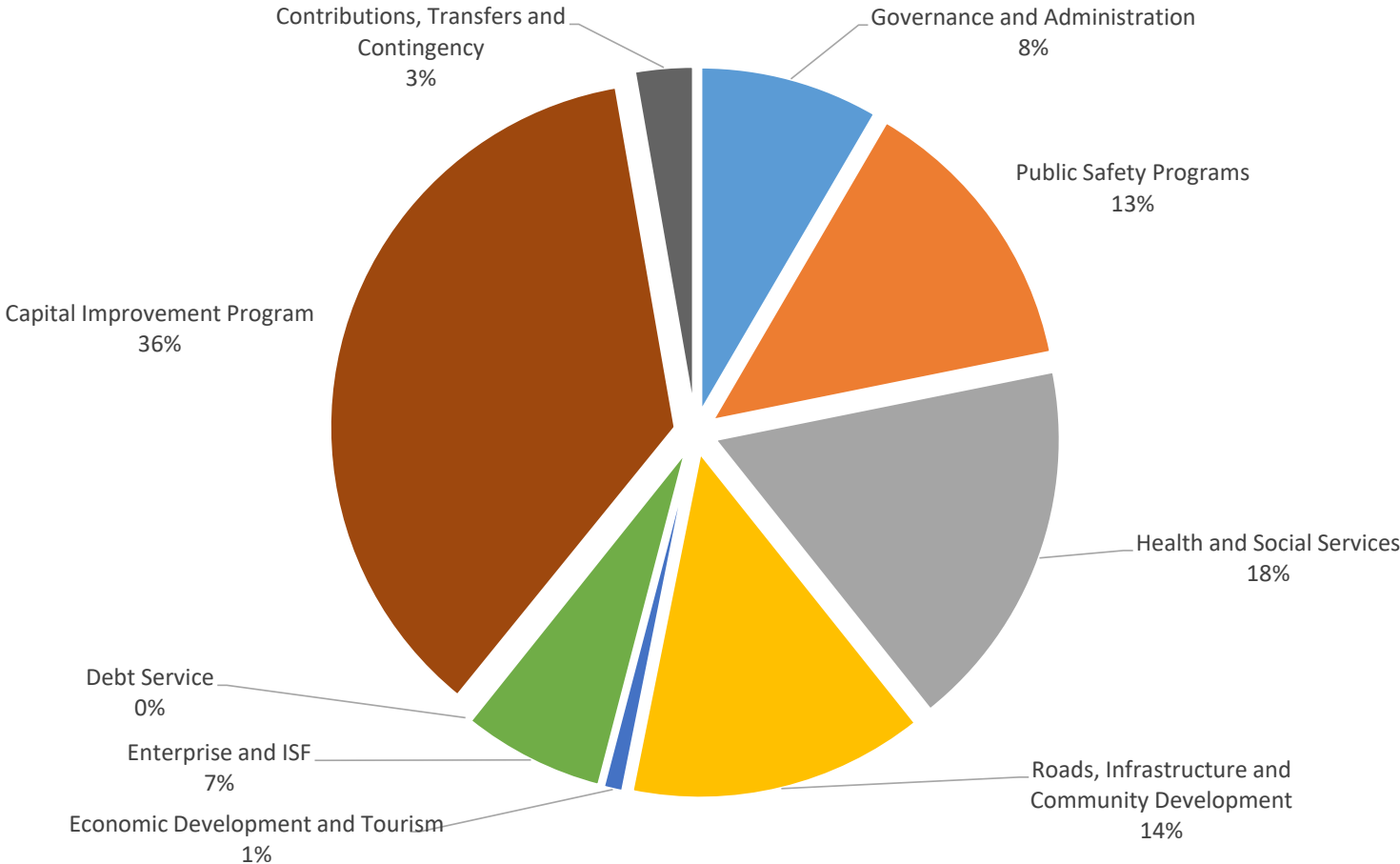
Mono County
2019-20 Budget Overview

	Total	General Fund	Reserve Funds	Special Revenue Funds	Capital Project Funds	Debt Service Funds	Enterprise Funds	Internal Service Funds
REVENUES:								
Property Taxes	20,296,920	20,083,300	-	213,620	-	-	-	-
Transient Occupancy Taxes	3,608,510	3,308,800	-	299,710	-	-	-	-
Sales & Use Taxes	690,400	690,400	-	-	-	-	-	-
Other Taxes	1,907,100	1,907,100	-	-	-	-	-	-
Licenses, Permits & Franchises	717,322	312,400	-	303,922	-	-	101,000	-
Fines, Forfeitures & Penalties	903,209	830,209	-	73,000	-	-	-	-
Interest & Rents	450,291	291,092	-	103,724	-	-	47,075	8,400
Intergovernmental	51,120,096	4,429,401	-	21,650,695	25,000,000	-	40,000	-
Fees for Services	12,280,790	4,541,394	-	1,090,770	-	-	2,445,000	4,203,626
Other Revenues	1,839,747	14,500	-	313,680	1,250,000	153,367	50,000	58,200
Total Revenues	93,814,385	36,408,596	-	24,049,121	26,250,000	153,367	2,683,075	4,270,226
EXPENDITURES:								
Salaries & Benefits	38,569,043	26,044,739	-	11,009,799	-	-	940,722	573,783
Services & Supplies	24,081,311	10,412,808	-	9,000,286	361,000	755	1,595,373	2,711,089
Support of Others	1,480,028	494,811	-	985,217	-	-	-	-
Other Expenses	602,078	399,549	-	202,529	-	-	-	-
Debt Service	1,661,885	47,938	-	-	939,975	152,612	521,360	-
Capital Outlay	55,667,352	176,903	-	8,470,847	45,388,502	-	80,000	1,551,100
Total Expenditures	122,061,697	37,576,748	-	29,668,678	46,689,477	153,367	3,137,455	4,835,972
Transfers In	7,740,177	878,834	907,470	4,140,785	380,000	-	702,488	730,600
Transfers Out	(7,740,177)	(2,710,682)		(4,149,495)	(200,000)	-	(680,000)	-
BUDGET SURPLUS (DEFICIT)	(28,247,312)	(3,000,000)	907,470	(5,628,267)	(20,259,477)	-	(431,892)	164,854

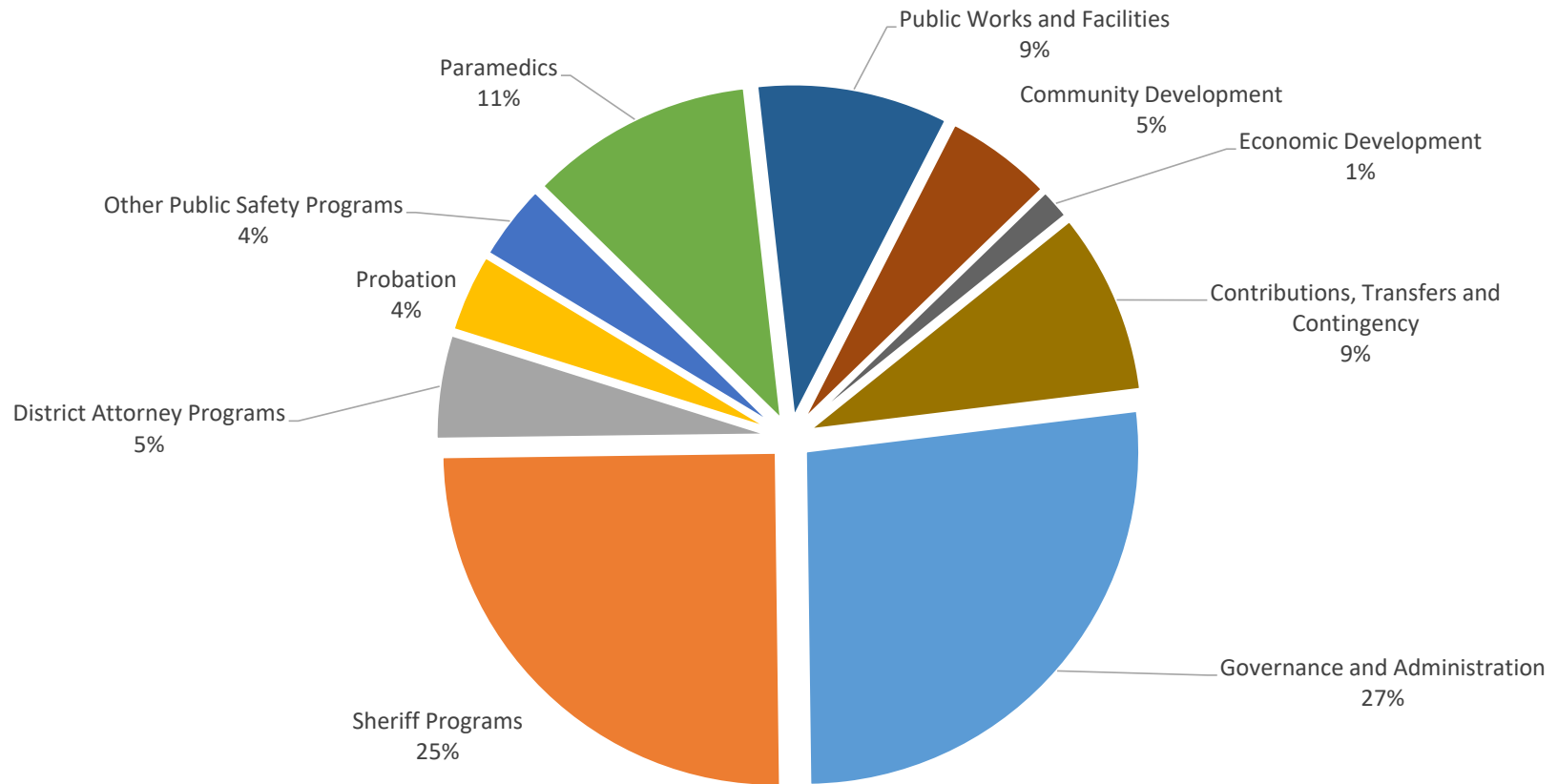
BUDGET SUMMARY

	<u>2017-18 Actual</u>	<u>2018-19 YTD</u>	<u>2018-19 Amended</u>	<u>2019-20 Recommended</u>
<u>Operations</u>				
Governance and Administration	\$ 9,604,155	\$ 9,631,785	\$ 11,451,691	\$ 10,914,752
Public Safety Programs	22,103,659	15,143,037	17,676,687	17,423,383
Social Services Programs	6,034,833	5,686,998	7,408,744	8,408,170
Public Health Services	2,865,210	3,085,747	3,648,004	3,484,068
Behavioral Health Services	2,714,639	2,934,335	6,799,230	6,378,333
Paramedic Program	4,157,790	4,255,595	4,212,798	4,391,513
Roads and Bridges	4,126,159	5,028,790	8,529,920	9,779,542
County Service Areas	729,349	133,355	581,951	688,794
Property Management and Facilities	3,600,618	3,659,568	4,248,689	3,964,316
Community Development	2,768,950	2,249,343	3,779,053	3,569,048
Economic Development & Tourism	1,007,489	973,554	1,207,347	1,180,470
<i>Subtotal</i>	<u>59,712,851</u>	<u>52,782,107</u>	<u>69,544,114</u>	<u>70,182,389</u>
<u>Enterprise/Internal Service Funds</u>				
Airports	404,695	90,899	106,912	41,876
Campgrounds	35,238	24,585	44,733	44,900
Cemeteries	15,899	14,397	22,155	26,163
Solid Waste	3,488,561	2,347,383	4,197,296	3,704,518
Motor Pool	719,581	1,554,833	2,174,639	2,171,197
Risk Management	2,229,182	2,036,280	2,427,286	2,159,347
Tech Refresh	163,146	362,671	322,723	381,746
Copiers	91,147	68,690	137,621	123,682
<i>Subtotal</i>	<u>7,147,449</u>	<u>6,499,738</u>	<u>9,433,365</u>	<u>8,653,429</u>
<u>Debt Service</u>				
Debt Service Fund	<u>696,503</u>	<u>69,110</u>	<u>147,977</u>	<u>153,367</u>
Total Operating Budget	67,556,803	59,350,955	79,125,456	78,989,185
<u>Capital Improvement Program</u>				
Capital Improvement Projects	918,110	79,316	241,959	218,500
Accumulated Capital Outlay for Radio Towers	130,000	139,791	201,000	150,000
Criminal Justice Facility (SB 844)	19,557	5,526	26,910,691	26,909,863
Civic Center Project	87,125	2,552,829	22,724,497	19,611,114
Disaster Recovery	967,781	58,530	57,555	364,470
<i>Subtotal</i>	<u>2,122,573</u>	<u>2,835,992</u>	<u>50,135,702</u>	<u>47,253,947</u>
Contributions and Transfers	3,537,097	3,614,007	4,309,308	3,159,193
Contingency	-	-	595,137	399,549
TOTAL COUNTY BUDGET	\$ 73,216,473	\$ 65,800,954	\$ 134,165,603	\$ 129,801,874

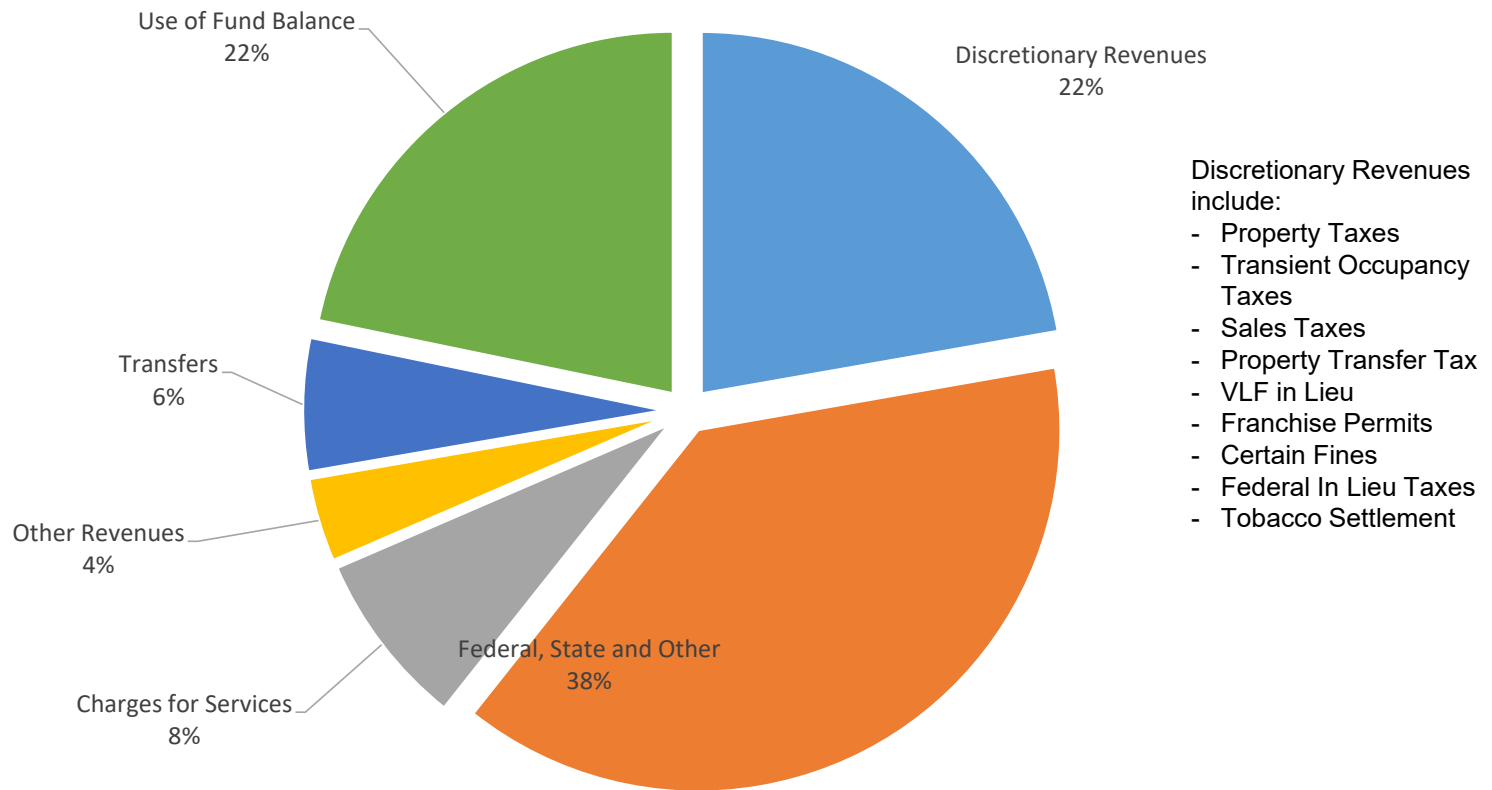
FY 2019-20 Recommended Budget Spending by Program Area – All Funds



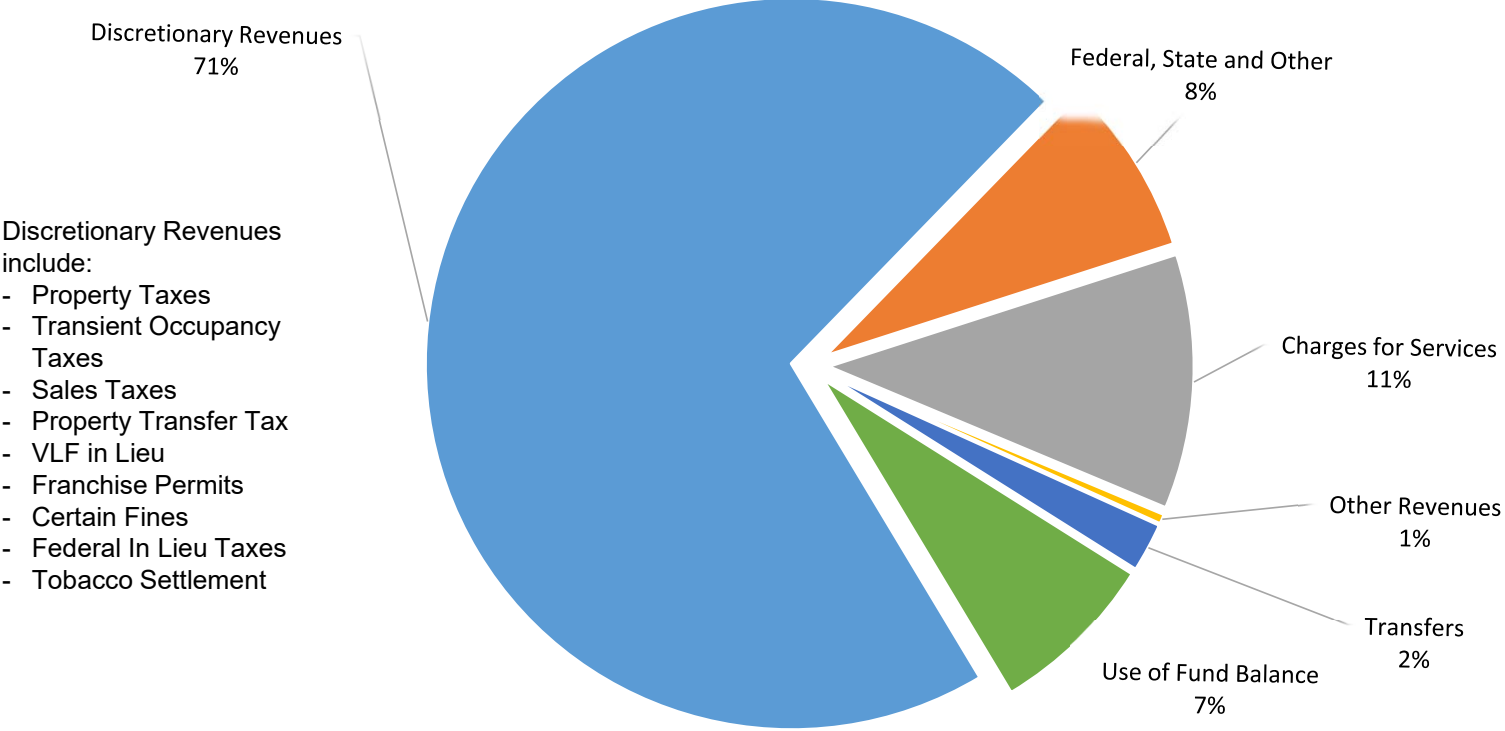
FY 2019-20 Recommended Budget Spending by Program Area - General Fund



FY 2019-20 Recommended Budget Sources of Total County Funds



FY 2019-20 Recommended Budget General Fund Sources



Fund Name	Total Financing Sources				Total Financing Uses		
	Fund Balance Available June 30, 2018	Decreases to Obligated Fund Balances	Additional Financing Sources	Total Financing Sources	Financing Uses	Increases to Obligated Fund Balances	Total Financing Uses
1	2	3	4	5	6	7	8
Governmental Funds							
General Fund	3,000,000	-	37,994,900	40,994,900	40,287,430	707,470	40,994,900
Special Revenue Funds	5,582,295	-	28,024,498	33,606,793	33,129,379	477,414	33,606,793
Capital Projects Funds	20,049,477	-	26,840,000	46,889,477	46,889,477	-	46,889,477
Debt Service Funds	-	-	153,367	153,367	153,367	-	153,367
Total Governmental Funds	28,631,772	-	93,012,765	121,644,537	120,459,653	1,184,884	121,644,537
Other Funds							
Internal Service Funds	128,960	-	5,000,826	5,129,786	4,835,972	293,814	5,129,786
Enterprise Funds	431,894	-	2,705,563	3,137,457	3,137,457	-	3,137,457
Special Districts and Other Agencies	412,642	-	365,408	778,050	688,794	89,256	778,050
Total Other Funds	973,496	-	8,071,797	9,045,293	8,662,223	383,070	9,045,293
Total All Funds	29,605,268	-	101,084,562	130,689,830	129,121,876	1,567,954	130,689,830

State Controller Schedules County Budget Act January 2010 Edition, revision #1	County of Mono Governmental Funds Summary Fiscal Year 2019-20	Schedule 2
---	--	-------------------

Fund Name	Total Financing Sources				Total Financing Uses		
	Fund Balance Available June 30, 2019	Decreases to Obligated Fund Balances	Additional Financing Sources	Total Financing Sources	Financing Uses	Increases to Obligated Fund Balances	Total Financing Uses
1	2	3	4	5	6	7	8
General Fund							
100 General Fund	3,000,000	-	37,287,430	40,287,430	40,287,430	-	40,287,430
101 General Reserve Fund	-	-	364,470	364,470	-	364,470	364,470
151 Stabilization Fund	-	-	343,000	343,000	-	343,000	343,000
Total General Fund	3,000,000	-	37,994,900	40,994,900	40,287,430	707,470	40,994,900

Special Revenue Funds							
102 Fish Enhancement Fund	-	-	103,737	103,737	103,737	-	103,737
103 Conway Ranch Fund	-	-	95,651	95,651	95,651	-	95,651
104 Fish & Game Propagation Fund	23,000	-	7,600	30,600	30,600	-	30,600
105 Tourism Fund	-	-	361,410	361,410	361,410	-	361,410
106 GF Grant Program Fund	-	-	139,000	139,000	139,000	-	139,000
107 Geothermal Fund	-	-	214,580	214,580	214,580	-	214,580
108 Geothermal Royalties Fund	32,000	-	88,000	120,000	120,000	-	120,000
109 Community Grants Fund	14,017	-	79,000	93,017	93,017	-	93,017
110 Social Services Fund	-	-	5,878,006	5,878,006	5,824,598	53,408	5,878,006
111 Employers Training Resource Fund	-	-	129,662	129,662	129,662	-	129,662
112 Foster Care Fund	-	-	127,529	127,529	127,529	-	127,529
114 County Children's Trust Fund	-	-	31,000	31,000	31,000	-	31,000
117 DSS 1991 Realignment	-	-	846,225	846,225	846,225	-	846,225
118 DSS 2011 Realignment	42,529	-	1,406,626	1,449,155	1,449,155	-	1,449,155
120 Behavioral Health Fund	33,467	-	1,861,905	1,895,372	1,895,372	-	1,895,372
121 Mental Health Services Act Fund	2,460,411	-	1,791,009	4,251,420	4,251,420	-	4,251,420
122 BHS 2011 Realignment	-	-	367,224	367,224	231,542	135,682	367,224
130 Public Health Fund	153,890	-	2,669,428	2,823,318	2,823,318	-	2,823,318
131 Health Education Fund	-	-	334,561	334,561	334,561	-	334,561
133 Bioterrorism Fund	-	-	326,189	326,189	326,189	-	326,189
142 Terrorism Fund	-	-	88,712	88,712	88,712	-	88,712
145 Off-Highway Vehicle Fund	-	-	64,554	64,554	64,554	-	64,554
146 Court Security 2011 Realignment	-	-	533,686	533,686	471,834	61,852	533,686
155 DA Pre-Diversion Program Fund	-	-	7,000	7,000	7,000	-	7,000
156 Law Library Fund	9,150	-	4,000	13,150	13,150	-	13,150
179 Disaster Assistance Fund	364,470	-	-	364,470	364,470	-	364,470
180 Road Fund	671,460	-	3,939,712	4,611,172	4,611,172	-	4,611,172
181 State & Federal Road Construction Fund	1,476,890	-	3,691,480	5,168,370	5,168,370	-	5,168,370
185 CDBG Fund	-	-	900,000	900,000	900,000	-	900,000
186 Housing Revolving Loan Fund	-	-	-	-	-	-	-
187 Community Development Grants Fund	-	-	350,000	350,000	350,000	-	350,000
188 Affordable Housing	18,500	-	200,000	218,500	-	218,500	218,500
659 Workforce Development	70,000	-	60,000	130,000	130,000	-	130,000
680 CCP 2011 Realignment	212,511	-	700,409	912,920	912,920	-	912,920
681 YOBG 2011 Realignment	-	-	117,000	117,000	117,000	-	117,000
682 SB 678 Performance Incentive	-	-	207,839	207,839	199,867	7,972	207,839
683 JJCPA 2011 Realignment	-	-	37,434	37,434	37,434	-	37,434
684 PRCS 2011 Realignment	-	-	10,250	10,250	10,250	-	10,250
685 BSCC 2011 Realignment	-	-	100,000	100,000	100,000	-	100,000
686 Juvenile Activities	-	-	10,780	10,780	10,780	-	10,780

Fund Name	Total Financing Sources				Total Financing Uses		
	Fund Balance Available June 30, 2019	Decreases to Obligated Fund Balances	Additional Financing Sources	Total Financing Sources	Financing Uses	Increases to Obligated Fund Balances	Total Financing Uses
1	2	3	4	5	6	7	8
688 Probation-Drug Court Enhancement Grant	-		125,000	125,000	125,000		125,000
720 Inmate Welfare Trust		-	18,300	18,300	18,300	-	18,300
Total Special Revenue Funds	5,582,295	-	28,024,498	33,606,793	33,129,379	477,414	33,606,793

Capital Project Funds							
190 Capital Improvement Project Fund	203,500	-	15,000	218,500	218,500	-	218,500
191 Accumulated Capital Outlay Fund	150,000	-	-	150,000	150,000	-	150,000
192 Criminal Justice Facility	359,863	-	26,550,000	26,909,863	26,909,863	-	26,909,863
193 Mono County Civic Center Project	19,336,114	-	275,000	19,611,114	19,611,114	-	19,611,114
Total Capital Project Funds	20,049,477	-	26,840,000	46,889,477	46,889,477	-	46,889,477

Debt Service Funds							
198 Debt Service Fund	-	-	153,367	153,367	153,367	-	153,367
Total Debt Service Funds	-	-	153,367	153,367	153,367	-	153,367

Total Governmental Funds	28,631,772	-	93,012,765	121,644,537	120,459,653	1,184,884	121,644,537
---------------------------------	-------------------	----------	-------------------	--------------------	--------------------	------------------	--------------------

Appropriations Limit	\$32,161,787
Appropriations Subject to Limit	\$25,603,469

State Controller Schedules County Budget Act January 2010 Edition, revision #1	County of Mono Fund Balance - Governmental Funds Fiscal Year 2019-20	Schedule 3
		Actual <input checked="" type="checkbox"/> Estimated <input type="checkbox"/>

Fund Name	Total Fund Balance June 30, 2019	Less: Fund Balance-Reserved/Designated			Fund Balance Available June 30, 2019
		Encumbrances	Nonspendable, Restricted, and Committed	Assigned	
1	2	3	4	5	6

General Fund					
100 General Fund	6,480,649	-	1,328,789	2,151,860	3,000,000
101 General Reserve Fund	2,765,838	-	-	2,765,838	-
151 Stabilization Fund	2,869,798	-	-	2,869,798	-
Total General Fund	12,116,285	-	1,328,789	7,787,496	3,000,000

Special Revenue Funds					
102 Fish Enhancement Fund	50,724	-	50,724	-	-
103 Conway Ranch Fund	(79)	-	-	(79)	-
104 Fish & Game Propagation Fund	47,600	-	24,600	-	23,000
105 Tourism Fund	139,751	-	139,751	-	-
106 GF Grant Program Fund	166,046	-	166,046	-	-
107 Geothermal Fund	(10,811)	-	-	(10,811)	-
108 Geothermal Royalties Fund	293,236	-	261,236	-	32,000
109 Community Grants Fund	14,017	-	-	-	14,017
110 Social Services Fund	1,071,091	-	1,071,091	-	-
111 Employers Training Resource Fund	2,664	-	2,664	-	-
112 Foster Care Fund	33,776	-	33,776	-	-
114 County Children's Trust Fund	3,838	-	3,838	-	-
117 DSS 1991 Realignment	1,240,165	-	1,240,165	-	-
118 DSS 2011 Realignment	1,825,567	-	1,783,038	-	42,529
120 Behavioral Health Fund	417,128	-	383,661	-	33,467
121 Mental Health Services Act Fund	7,179,296	-	4,718,885	-	2,460,411
122 BHS 2011 Realignment	2,634,482	-	2,634,482	-	-
130 Public Health Fund	664,568	-	510,678	-	153,890
131 Health Education Fund	(122,002)	-	-	(122,002)	-
133 Bioterrorism Fund	(176,881)	-	-	(176,881)	-
142 Terrorism Fund	(560)	-	-	(560)	-
145 Off-Highway Vehicle Fund	5,446	-	5,446	-	-
146 Court Security 2011 Realignment	737,432	-	737,432	-	-
155 DA Pre-Diversion Program Fund	7,062	-	7,062	-	-
156 Law Library Fund	30,148	-	20,998	-	9,150
179 Disaster Assistance Fund	368,882	-	4,412	-	364,470
180 Road Fund	932,156	-	260,696	-	671,460
181 State & Federal Road Construction Fund	1,642,693	-	165,803	-	1,476,890
185 CDBG Fund	849,901	-	849,901	-	-
186 Housing Revolving Loan Fund	201,007	-	201,007	-	-
187 Community Development Grants Fund	18,875	-	18,875	-	-
188 Affordable Housing	200,745	-	182,245	-	18,500
659 Workforce Development	158,925	-	88,925	-	70,000

State Controller Schedules		County of Mono			Schedule 3	
County Budget Act January 2010 Edition, revision #1		Fund Balance - Governmental Funds Fiscal Year 2019-20				
					Actual	<input checked="" type="checkbox"/>
					Estimated	<input type="checkbox"/>
Fund Name	Total Fund Balance June 30, 2019	Less: Fund Balance-Reserved/Designated			Fund Balance Available June 30, 2019	
		Encumbrances	Nonspendable, Restricted, and Committed	Assigned		
1	2	3	4	5	6	
680 CCP 2011 Realignment	646,337	-	433,826	-	212,511	
681 YOBG 2011 Realignment	393,861	-	393,861	-	-	
682 SB 678 Performance Incentive	884,123	-	884,123	-	-	
683 JJCPA 2011 Realignment	94,451	-	94,451	-	-	
684 PRCS 2011 Realignment	104,110	-	104,110	-	-	
685 BSCC 2011 Realignment	363,551	-	363,551	-	-	
686 Juvenile Activities	57,543	-	57,543	-	-	
687 Drug Court Enhancement Grant	-	-	-	-	-	
720 Inmate Welfare Trust	141,768	-	141,768	-	-	
Total Special Revenue Funds	23,312,632	-	18,040,670	(310,333)	5,582,295	
Capital Project Funds						
190 Capital Improvement Project Fund	368,261	-	164,761	-	203,500	
191 Accumulated Capital Outlay Fund	150,000	-	-	-	150,000	
192 Criminal Justice Facility	359,863	-	-	-	359,863	
193 Mono County Civic Center Project	19,398,989	-	-	62,875	19,336,114	
Total Capital Project Funds	20,277,113	-	164,761	62,875	20,049,477	
Debt Service Funds						
198 Debt Service Fund	192,869	-	-	192,869	-	
Total Debt Service Funds	192,869	-	-	192,869	-	
Total Governmental Funds	55,898,899	-	19,534,220	7,732,907	28,631,772	

State Controller Schedules		County of Mono				Schedule 4
County Budget Act January 2010 Edition, revision #1		Obligated Fund Balances - By Governmental Funds Fiscal Year 2019-20				
Description	Obligated Fund Balances June 30, 2019	Decreases or Cancellations		Increases or New		Total Obligated Fund Balances for the Budget year
		Recommended	Adopted by the Board of Supervisors	Recommended	Adopted by the Board of Supervisors	
1	2	3	4	5	6	7
General Fund						
Nonspendable - Inventory	1,266	-	-	-	-	1,266
Nonspendable - Prepays	71,183	-	-	-	-	71,183
Nonspendable - Advance to Solid Waste Fund	270,000	-	-	-	-	270,000
Nonspendable - Advances to Revolving Loan Fund	99,013	-	-	-	-	99,013
Nonspendable - Loans Receivable	887,327	-	-	-	-	887,327
Assigned - Elections Equipment Loan	159,697	-	-	-	-	159,697
Assigned - SB 844 Match Loan	810,000	-	-	-	-	810,000
Assigned - Phase II	1,182,163	-	-	-	-	1,182,163
101 General Reserve Fund	2,765,838	-	-	364,470	364,470	3,130,308
151 Stabilization Fund	2,869,798	-	-	343,000	343,000	3,212,798
Total General Fund	9,116,285	-	-	707,470	707,470	9,724,742
Special Revenue Funds						
102 Fish Enhancement Fund	50,724	-	-	-	-	50,724
103 Conway Ranch Fund	(79)	-	-	-	-	(79)
104 Fish & Game Propagation Fund	24,600	-	-	-	-	24,600
105 Tourism Fund	139,751	-	-	-	-	139,751
106 GF Grant Program Fund	166,046	-	-	-	-	166,046
107 Geothermal Fund - Assigned	(10,811)	-	-	-	-	(10,811)
108 Geothermal Royalties Fund	261,236	-	-	-	-	261,236
109 Community Grants Fund	-	-	-	-	-	-
110 Social Services Fund	1,071,091	-	-	53,408	53,408	1,124,499
111 Employers Training Resource Fund	2,664	-	-	-	-	2,664
112 Foster Care Fund	33,776	-	-	-	-	33,776
114 County Children's Trust Fund	3,838	-	-	-	-	3,838
117 DSS 1991 Realignment	1,240,165	-	-	-	-	1,240,165
118 DSS 2011 Realignment	1,783,038	-	-	-	-	1,783,038
120 Behavioral Health Fund	383,661	-	-	-	-	383,661
121 Mental Health Services Act Fund	4,718,885	-	-	-	-	4,718,885
122 BHS 2011 Realignment	2,634,482	-	-	135,682	135,682	2,770,164
130 Public Health Fund	510,678	-	-	-	-	510,678
131 Health Education Fund	(122,002)	-	-	-	-	(122,002)
133 Bioterrorism Fund	(176,881)	-	-	-	-	(176,881)
142 Terrorism Fund	(560)	-	-	-	-	(560)
145 Off-Highway Vehicle Fund	5,446	-	-	-	-	5,446
146 Court Security 2011 Realignment	737,432	-	-	61,852	61,852	799,284
155 DA Pre-Diversion Program Fund	7,062	-	-	-	-	7,062
156 Law Library Fund	20,998	-	-	-	-	20,998
179 Disaster Assistance Fund	4,412	-	-	-	-	4,412
180 Road Fund	260,696	-	-	-	-	260,696
181 State & Federal Road Construction Fund	165,803	-	-	-	-	165,803
185 CDBG Fund	849,901	-	-	-	-	849,901

State Controller Schedules		County of Mono				Schedule 4
County Budget Act January 2010 Edition, revision #1		Obligated Fund Balances - By Governmental Funds Fiscal Year 2019-20				
Description	Obligated Fund Balances June 30, 2019	Decreases or Cancellations		Increases or New		Total Obligated Fund Balances for the Budget year
		Recommended	Adopted by the Board of Supervisors	Recommended	Adopted by the Board of Supervisors	
1	2	3	4	5	6	7
186 Housing Revolving Loan Fund	201,007	-	-	-	-	201,007
187 Community Development Grants Fund	18,875	-	-	-	-	18,875
188 Affordable Housing	182,245	-	-	218,500	218,500	400,745
659 Workforce Development	88,925	-	-	-	-	88,925
680 CCP 2011 Realignment	433,826	-	-	-	-	433,826
681 YOBG 2011 Realignment	393,861	-	-	-	-	393,861
682 SB 678 Performance Incentive	884,123	-	-	7,972	7,972	892,095
683 JJCPA 2011 Realignment	94,451	-	-	-	-	94,451
684 PRCS 2011 Realignment	104,110	-	-	-	-	104,110
685 BSCC 2011 Realignment	363,551	-	-	-	-	363,551
686 Juvenile Activities	57,543	-	-	-	-	57,543
687 Drug Court Enhancement Grant	-	-	-	-	-	-
720 Inmate Welfare Trust	141,768	-	-	-	-	141,768
Total Special Revenue Funds	17,730,337	-	-	477,414	477,414	16,967,586
Capital Project Funds						
190 Capital Improvement Project Fund	164,761	-	-	-	-	164,761
191 Accumulated Capital Outlay Fund	-	-	-	-	-	-
192 Criminal Justice Facility	-	-	-	-	-	-
193 South County Facilities Project	62,875	-	-	-	-	62,875
Total Capital Project Funds	227,636	-	-	-	-	227,636
Debt Service Funds						
198 Debt Service Fund - Assigned	192,869	-	-	-	-	192,869
Total Debt Service Funds	192,869	-	-	-	-	192,869
Total Governmental Funds	27,267,127	-	-	1,184,884	1,184,884	27,112,833

State Controller Schedules County Budget Act January 2010 Edition, revision #1	County of Mono Summary of Additional Financing Sources by Source Governmental Funds Fiscal Year 2019-20	Schedule 5
---	---	-------------------

Description	2017-18 Actuals	2018-19 Actuals Estimated	2019-20 Recommended	2019-20 Adopted by the Board of Supervisors
1	2	3	4	5

Summarization by Source				
--------------------------------	--	--	--	--

Taxes	25,245,349	25,237,742	26,289,310	26,289,310
Licenses, Permits and Franchises	658,000	649,227	616,322	616,322
Fines, Forfeitures and Penalties	1,161,032	837,849	903,209	903,209
Revenue From Use of Money and Property	450,708	1,015,106	587,011	587,011
Intergovernmental Revenue	22,644,491	23,362,501	51,080,096	51,080,096
Charges for Current Services	5,502,631	6,053,162	5,503,281	5,503,281
Miscellaneous Revenues	1,809,829	540,286	909,447	909,447
Other Financing Sources	259,526	22,206,117	817,000	817,000
Operating Transfers In	12,117,160	6,055,083	6,307,089	6,307,089
Total Summarization by Source	69,848,726	85,957,073	93,012,765	93,012,765

Summarization by Fund				
------------------------------	--	--	--	--

100 General Fund	37,861,905	36,915,133	37,287,430	37,287,430
101 General Reserve Fund	280,008	546,878	364,470	364,470
151 Stabilization Fund	681,349	1,064,616	343,000	343,000
102 Fish Enhancement Fund	158,372	104,289	103,737	103,737
103 Conway Ranch Fund	89,897	54,974	95,651	95,651
104 Fish & Game Propagation Fund	24,112	23,013	7,600	7,600
105 Tourism Fund	443,959	354,945	361,410	361,410
106 GF Grant Program Fund	125,367	123,060	139,000	139,000
107 Geothermal Fund	377,947	175,294	214,580	214,580
108 Geothermal Royalties Fund	63,639	173,473	88,000	88,000
109 Community Support Programs	-	99,000	79,000	79,000
110 Social Services Fund	4,506,188	4,532,970	5,878,006	5,878,006
111 Employers Training Resource Fund	32,603	52,020	129,662	129,662
112 Foster Care Fund	65,962	25,130	127,529	127,529
114 County Children's Trust Fund	30,880	30,479	31,000	31,000
117 DSS 1991 Realignment	-	939,425	846,225	846,225
118 DSS 2011 Realignment	2,207,900	1,262,127	1,406,626	1,406,626
120 Behavioral Health Fund	2,000,293	1,387,580	1,861,905	1,861,905
121 Mental Health Services Act Fund	1,907,700	1,954,365	1,791,009	1,791,009

State Controller Schedules County Budget Act January 2010 Edition, revision #1	County of Mono Summary of Additional Financing Sources by Source Governmental Funds Fiscal Year 2019-20	Schedule 5
---	---	-------------------

Description	2017-18 Actuals	2018-19 Actuals Estimated	2019-20 Recommended	2019-20 Adopted by the Board of Supervisors
1	2	3	4	5

Summarization by Source				
--------------------------------	--	--	--	--

122 BHS 2011 Realignment	2,094,147	526,646	367,224	367,224
130 Health Fund	2,610,054	2,685,490	2,669,428	2,669,428
131 Health Education Fund	362,097	226,773	334,561	334,561
133 Bioterrorism Fund	319,037	283,969	326,189	326,189
142 Terrorism Fund	88,618	89,836	88,712	88,712
145 Off-Highway Vehicle Fund	30,516	88,128	64,554	64,554
146 Court Security 2011 Realignment	1,057,116	531,662	533,686	533,686
155 DA Pre-Diversion Program Fund	2,096	5,123	7,000	7,000
156 Law Library Fund	13,097	15,455	4,000	4,000
179 Disaster Assistance Fund	1,473,887	581,333	-	-
180 Road Fund	3,971,558	3,939,441	3,939,712	3,939,712
181 State & Federal Road Construction Fund	734,264	1,942,179	3,691,480	3,691,480
185 CDBG Fund	436,026	322,006	900,000	900,000
186 Housing Revolving Loan Fund	200,987	20	-	-
187 Community Development Grants Fund	(25)	279,238	350,000	350,000
188 Affordable Housing	-	200,745	200,000	200,000
190 Capital Improvement Project Fund	718,101	101,000	15,000	15,000
191 Accumulated Capital Outlay Fund	-	100,386	-	-
192 Criminal Justice Facility	300,000	-	26,550,000	26,550,000
193 Mono County Civic Center	150,000	22,437,874	275,000	275,000
198 Debt Service Fund	970,498	215,631	153,367	153,367
659 Workforce Development	-	199,893	60,000	60,000
680 CCP 2011 Realignment	1,450,110	705,610	700,409	700,409
681 YOBG 2011 Realignment	419,548	119,627	117,000	117,000
682 SB 678 Performance Incentive	873,342	245,668	207,839	207,839
683 JJCPA 2011 Realignment	116,907	64,093	37,434	37,434
684 PRCS 2011 Realignment	91,922	12,282	10,250	10,250
685 BSCC 2011 Realignment	455,896	107,654	100,000	100,000
686 Juvenile Activities	9,270	40,912	10,780	10,780
688 Probation-Drug Court Enhancement Grant	-	34,234	125,000	125,000
720 Inmate Welfare Trust	41,576	35,394	18,300	18,300

State Controller Schedules County Budget Act January 2010 Edition, revision #1	County of Mono Summary of Additional Financing Sources by Source Governmental Funds Fiscal Year 2019-20	Schedule 5
---	---	-------------------

Description	2017-18 Actuals	2018-19 Actuals <i>Estimated</i>	2019-20 Recommended	2019-20 Adopted by the Board of Supervisors
1	2	3	4	5

Summarization by Source				
--------------------------------	--	--	--	--

Total Summarization by Fund	69,848,726	85,957,073	93,012,765	93,012,765
------------------------------------	------------	------------	------------	------------

State Controller Schedules County Budget Act January 2010 Edition, revision #1	County of Mono Detail of Additional Financing Sources by Fund and Account Governmental Funds Fiscal Year 2019-20	Schedule 6
---	--	-------------------

Fund Name	Financing Source Category	Financing Source Account (Sampling of Financing Source Categories and Accounts Presented, Not All Inclusive)	2017-18 Actuals	2018-19 Actuals Estimated	2019-20 Recommended	2019-20 Adopted by the Board of Supervisors
1	2	3	4	5	6	7

GENERAL FUND

100 General Fund

Taxes

		10020 Property - Current Secured	15,722,633	16,567,131	17,268,000	17,268,000
		10030 Property - Current Unsecured	1,198,115	1,239,919	1,230,000	1,230,000
		10040 Property - Prior Secured	241,554	252,637	240,000	240,000
		10050 Property - Prior Unsecured	121,742	4,076	2,000	2,000
		10060 Property - Supplemental	208,157	291,654	223,300	223,300
		10061 Property - Unitary	414,463	436,576	420,000	420,000
		10062 Property - Excess ERAF	972,145	-	500,000	500,000
		10080 Penalties/Cost - Delinquent Tax	366,286	271,843	200,000	200,000
		10090 Sales & Use Tax	597,336	690,854	690,400	690,400
		10100 Transient Occupancy Tax 9%	2,661,212	2,642,657	2,725,000	2,725,000
		10100 Transient Occupancy Tax-Paramedics 2%	591,499	587,375	583,800	583,800
		10110 Property Transfer Tax	226,115	262,407	210,000	210,000
		10160 VLF In-Lieu	1,628,456	1,697,102	1,697,100	1,697,100
		Total Taxes	24,949,713	24,944,231	25,989,600	25,989,600

Licenses, Permits & Franchises

		12010 Animal License	15,470	14,775	16,000	16,000
		12020 Business Licenses	24,453	19,628	18,000	18,000
		12021 Buisness Licenses - Code Enforcement	6,515	5,309	4,000	4,000
		12050 Building Permits	84,688	100,506	80,000	80,000
		12060 Filming Permit Fees	1,550	1,450	2,400	2,400
		12200 Franchise Permits	207,464	199,833	192,000	192,000
		Total Licenses, Permits & Franchises	340,140	341,501	312,400	312,400

Fines, Forfeitures & Penalties

		13010 Vehicle Code Fines	191,337	140,622	163,000	163,000
		13031 County Parking Fines (GC76000)	16	22	-	-
		13040 General Fund Fines	860,490	610,390	660,000	660,000
		13050 Blood Analysis 1463.14P.C.	3,605	3,838	3,100	3,100
		13070 Small Claims Advice	330	328	300	300
		13090 Lab H&S 11372.5 (Probation)	492	233	350	350
		13100 Drug Prog H&S 11372.7 (Probation)	1,041	465	800	800
		13120 Forfeitures & Penalties	250	1,367	1,059	1,059
		13120 Forfeitures & Penalties	3,099	1,637	1,600	1,600
		Total Fines, Forfeitures & Penalties	1,060,660	758,902	830,209	830,209

Revenue From Use of Money and Property

		14010 Interest	96,465	144,127	110,000	110,000
--	--	----------------	--------	---------	---------	---------

State Controller Schedules County Budget Act January 2010 Edition, revision #1	County of Mono Detail of Additional Financing Sources by Fund and Account Governmental Funds Fiscal Year 2019-20	Schedule 6
---	--	-------------------

Fund Name	Financing Source Category	Financing Source Account (Sampling of Financing Source Categories and Accounts Presented, Not All Inclusive)	2017-18 Actuals	2018-19 Actuals Estimated	2019-20 Recommended	2019-20 Adopted by the Board of Supervisors
1	2	3	4	5	6	7

		14030 CalPERS Prepayment Discount	103,011	120,386	139,092	139,092
		14050 Rental Income - Community Center	12,320	8,445	5,000	5,000
		14050 Rental Income		6,000	6,000	6,000
		14080 Repeater Tower Rent	15,400	16,800	16,000	16,000
		14100 Housing Rents	15,070	18,750	15,000	15,000
		Total Revenue From Use of Money and Property	242,266	314,508	291,092	291,092

Intergovernmental Revenues

State

		15089 State - Motor Vehicle Excess Fee	5,311	5,542	6,000	6,000
		15091 State - Motor Veh-Theft Prevention	11,061	15,471	15,000	15,000
		15299 State - COPS Juv Justice 39.7%	14,008			
		15300 State - Cops - DA	5,500	5,697	5,900	5,900
		15300 State - Cops - Jail	142,632	5,697	5,500	5,500
		15300 State - Cops Sheriff	5,500	148,745	125,000	125,000
		15310 State - Pub Safety-Prop 172 Sales	1,459,068	1,617,747	1,483,000	1,483,000
		15330 State - Restitution 10% (Sheriff)	188	140	168	168
		15330 State - Restitution Reimb (Probation)	6,326	2,671	2,000	2,000
		15340 Maddy Funds - Paramedics	-	-	8,000	8,000
		15350 State -Rural Law Enforce. Local Asst.	500,000	500,000	500,000	500,000
		15400 State - Homeowners Prop. Tax Exempt.	42,937	43,440	42,000	42,000
		15405 State - Dept of Fish & Game PILT	15,756	15,756	15,756	15,756
		15420 State - Boat Safety (Sheriff)	120,414	143,750	135,227	135,227
		15430 State - Agriculture	68,265	94,458	90,000	90,000
		15443 State - 2011 Realignment	12,192	11,736	10,500	10,500
		15446 State - Revenue Stabilization	21,000	21,000	21,000	21,000
		15460 State-Mandated Cost Reimbursement	9,435	11,798	-	-
		15470 State - Post Reimbursement	11,776	10,304	1,000	1,000
		15471 State - STC Reimbursement Jail	10,798	4,615	11,180	11,180
		15471 State - STC Reimbursement Probation	5,572	2,310	4,830	4,830
		15477 Dept of Conservation	77,488	-	-	-
		15499 State - Office of Emergency Services	130,465	124,750	127,787	127,787
		15821 State - Election Reimbursement	414	1,762	-	-
		Total State	2,676,106	2,787,389	2,609,848	2,609,848

Federal

		15029 Federal - Grazing Permits	2,426	1,598	1,000	1,000
		15505 Federal FTHB Housing Grant	245,861		-	-
		15620 Federal - Probation IV-E & IVEA	11,016	7,890	6,000	6,000
		15625 Federal - Drug Court Grant	75,200	31,969	-	-

State Controller Schedules County Budget Act January 2010 Edition, revision #1	County of Mono Detail of Additional Financing Sources by Fund and Account Governmental Funds Fiscal Year 2019-20	Schedule 6
---	--	-------------------

Fund Name	Financing Source Category	Financing Source Account (Sampling of Financing Source Categories and Accounts Presented, Not All Inclusive)	2017-18 Actuals	2018-19 Actuals Estimated	2019-20 Recommended	2019-20 Adopted by the Board of Supervisors
1	2	3	4	5	6	7

		15630 Federal - Tobacco Settlement	150,306	145,693	145,000	145,000
		15690 Federal - In Lieu Taxes (PILT)	1,250,413	1,318,592	1,300,000	1,300,000
		15750 Geothermal Royalties	18,069	25,000	25,000	25,000
		15803 Federal - Victim/Witness Grant	88,750	119,121	289,553	289,553
		15819 Federal - Misc Federal Grants (Planning)	12,110	4,993	-	-
		15819 Federal - Misc Federal Grants (Sheriff)	2,164	2,652	8,000	8,000
		15819 Federal - Misc Federal Grants (Probation)	125,209	23,083		
		15820 HAVA Reimbursements	-	121,824	20,000	20,000
		Total Federal	1,981,524	1,802,415	1,794,553	1,794,553

Other Government

		15900 Other Government Agencies (Planning)	109,420	12,296	25,000	25,000
		Total Other Government	109,420	12,296	25,000	25,000
		Total Intergovernmental Revenues	4,767,050	4,602,100	4,429,401	4,429,401

Charges for Services

		16010 Prop Tax Admin Fee - BOS	502	354	450	450
		16010 Prop Tax Admin Fee - Finance	133,590	136,197	110,000	110,000
		16010 Prop Tax Admin Fee - Assessor	354,063	416,866	320,000	320,000
		16010 Prop Tax Admin Fee - Co Counsel	3,858	606	3,000	3,000
		16010 Prop Tax Admin Fee - Clerk	1,494	1,660	1,000	1,000
		16030 Code Enforcement Fees	1,188	3,713	3,500	3,500
		16031 Permit Fee Renewal - Cannabis	-	-	1,300	1,300
		16040 Research & Cost Recovery Fees	11,330	10,640	3,500	3,500
		16050 Legal Services	9,917	15,110	8,600	8,600
		16060 Planning Permits	32,725	163,629	91,000	91,000
		16090 Labor Reimbursement / Facilities	150,260	-	500	500
		16100 Engineering Services - PW	-	-	5,000	5,000
		16120 Civil Process Service	4,798	3,995	5,000	5,000
		16130 County Clerk Service Fees	7,506	7,861	7,500	7,500
		16131 Social Security Truncation Fee		72		
		16140 Concealed Weapons Permit Fees	2,119	1,120	2,000	2,000
		16150 Building Department Fees	73,436	76,530	70,000	70,000
		16163 SB2 Reimbursement - Clerk	6,642	-		
		16163 SB2 Reimbursement - Counsel	17,067	24,088	16,000	16,000
		16170 Humane Services	9,182	8,638	8,000	8,000
		16180 Tax Bill Changes / Spec Assessments		24	-	-
		16200 Recording Fees	58,369	53,602	56,000	56,000
		16201 Index Fees	18,621	18,245	18,500	18,500
		16202 Electronic Recording Fee	5,692	4,618	5,500	5,500

State Controller Schedules County Budget Act January 2010 Edition, revision #1	County of Mono Detail of Additional Financing Sources by Fund and Account Governmental Funds Fiscal Year 2019-20	Schedule 6
---	--	-------------------

Fund Name	Financing Source Category	Financing Source Account (Sampling of Financing Source Categories and Accounts Presented, Not All Inclusive)	2017-18 Actuals	2018-19 Actuals Estimated	2019-20 Recommended	2019-20 Adopted by the Board of Supervisors
1	2	3	4	5	6	7

16220	Transportation Planning Services	57,370	47,553	75,000	75,000
16230	Law Enforcement Services (Sheriff)	45,343	1,470	-	-
16230	Law Enforcement Services (Jail)	292,309	383,542	389,288	389,288
16231	Law Enforcement Fe Land Services	22,012	22,000	20,000	20,000
16240	Labor Reimbursement (Public Works)	31,172	135,551	100,000	100,000
16251	Districtc Attorney - NSP Fees	-	-	100	100
16270	Welfare Fraud Investigation Research	50,000	50,000	50,000	50,000
16280	Discovery Fees	240	390	250	250
16350	Ambulance Fees	1,141,822	1,323,168	1,200,000	1,200,000
16351	Stand-by Fees - Paramedics	102,919	34,238	15,000	15,000
16371	Prof Service Fees - A87	1,311,141	1,558,353	1,516,236	1,516,236
16371	Professional Service Fees - Co Counsel	10,497	10,125	2,000	2,000
16385	Probation GPS Monitoring Fee	4,360	2,200	1,600	1,600
16402	Probation Fees - Juvenile	442	-	-	-
16402	Probation Fees	13,543	12,034	10,000	10,000
16410	Election Fees	22,333	14,208	1,500	1,500
16421	Interstate Fees (PC 1203.9)	225	280	150	150
16422	Supervisory Fees (PC 1000)	1,445	385	500	500
16430	Dismissal Fees (PC 1203.40)	150	100	50	50
16470	Accounting Service Fees	31,658	21,534	30,000	30,000
16503	Collection Revenue	16,538	9,879	-	-
16560	Redemption Fees	1,770	1,740	1,200	1,200
16570	5% Supplemental Collection Fee	49,302	68,858	35,000	35,000
16611	Special Event Insurance	661	291	800	800
16900	Miscellaneous Charges for Services	345	427	-	-
16951	IT Service Contracts	332,300	324,947	343,620	343,620
16960	GIS Fees	3,556	49	-	-
16980	Public Defender Contract Fees	23,090	10,838	12,750	12,750
	Total Charges for Services	4,468,902	4,981,728	4,541,394	4,541,394

Miscellaneous Revenues

17010	Miscellaneous Revenue	12,505	8,126	3,000	3,000
17020	Prior Year Revenue	-	-	-	-
17030	Cal-Card Rebate	11,019	12,698	10,000	10,000
17032	Explorer's Program Reimb	658	5,258	-	-
17050	Donations & Contributions	970	1,318	-	-
17050	Donations & Contributions (Facilities)	-	-	500	500
17120	Miscellaneous Reimbursements	177	532	-	-
17130	Electronic Key Fee	170	78	-	-

State Controller Schedules		County of Mono				Schedule 6	
County Budget Act January 2010 Edition, revision #1		Detail of Additional Financing Sources by Fund and Account Governmental Funds Fiscal Year 2019-20					
Fund Name	Financing Source Category	Financing Source Account (Sampling of Financing Source Categories and Accounts Presented, Not All Inclusive)	2017-18 Actuals	2018-19 Actuals Estimated	2019-20 Recommended	2019-20 Adopted by the Board of Supervisors	
1	2	3	4	5	6	7	
	17150	Modernization / Micro-Graphic	191,439	1,760	-	-	
	17150	Modernization / Micro-Graphic (Public Works)	5,000	-	-	-	
	17152	Special Animal Welfare	-	-	-	-	
	17160	Housing Mitigation	-	-	-	-	
	17180	Courthouse Construction Fund	9,045	-	500	500	
	17200	DA Asset Forfeiture Funds	-	-	-	-	
	17250	Judgments, Damages & Settlement	400	-	500	500	
	17300	Restitution	-	1,122	-	-	
		Total Miscellaneous Revenues	231,383	30,892	14,500	14,500	
		Other Financing Sources					
	18010	Sale of Surplus Assets	1	-	-	-	
	18150	Long-term Debt Proceeds	224,000	-	-	-	
		Total Other Financing Sources	224,001	-	-	-	
		Operating Transfers In					
	18100	Transfers In	1,557,085	941,271	878,834	878,834	
		Total Operating Transfers In	1,557,085	941,271	878,834	878,834	
		TOTAL General Fund Financing Sources	11,248,421	36,915,133	37,287,430	37,287,430	
		101 General Reserves Fund					
		Revenue From Use of Money and Property					
	14010	Interest	30,008	46,878	-	-	
		Total Revenue From Use of Money and Property	30,008	46,878	-	-	
		Operating Transfers In					
	18100	Operating Transfer	250,000	500,000	364,470	364,470	
		Total Revenue From Use of Money and Property	250,000	500,000	364,470	364,470	
		TOTAL General Reserves Fund Financing Sources	280,008	546,878	364,470	364,470	
		151 Stabilization Fund					
		Revenue From Use of Money and Property					
	14010	Interest	21,349	40,436	-	-	
		Total Revenue From Use of Money and Property	21,349	40,436	-	-	
		Operating Transfers In					
	18100	Transfers In	660,000	1,024,180	343,000	343,000	
		Total Operating Transfers In	660,000	1,024,180	343,000	343,000	
		TOTAL Stabilization Fund Financing Sources	681,349	1,064,616	343,000	343,000	
		TOTAL General Fund Financing Sources	12,209,778	38,526,627	37,994,900	37,994,900	
		SPECIAL REVENUE FUNDS					

State Controller Schedules		County of Mono			Schedule 6	
County Budget Act January 2010 Edition, revision #1		Detail of Additional Financing Sources by Fund and Account Governmental Funds Fiscal Year 2019-20				
Fund Name	Financing Source Category	Financing Source Account (Sampling of Financing Source Categories and Accounts Presented, Not All Inclusive)	2017-18 Actuals	2018-19 Actuals Estimated	2019-20 Recommended	2019-20 Adopted by the Board of Supervisors
1	2	3	4	5	6	7

102 Fish Enhancement Fund

Revenue From Use of Money and Property

14010 Interest	(465)	552	-	-
Total Revenue From Use of Money and Property	(465)	552	-	-

Miscellaneous Revenues

17010 Miscellaneous	-	-	-	-
Total Miscellaneous Revenues	-	-	-	-

Operating Transfers In

18100 Transfers In	158,837	103,737	103,737	103,737
Total Operating Transfers In	158,837	103,737	103,737	103,737

TOTAL Fish Enhancement Fund Financing Sources 158,372 104,289 103,737 103,737

103 Conway Ranch Fund

Revenue From Use of Money and Property

14010 Interest	(121)	(211)	-	-
26790 Rental Income	-	-	-	-
Total Revenue From Use of Money and Property	(121)	(211)	-	-

Operating Transfers In

18100 Operating Transfer	90,018	55,185	95,651	95,651
Total Operating Transfers In	90,018	55,185	95,651	95,651

Total Conway Ranch Fund Financing Sources 89,897 54,974 95,651 95,651

104 Fish & Game Propagation

Fines, Forfeitures and Penalties

13030 Fish & Game Fines	23,625	22,178	7,500	7,500
13051 Fish & Game Resitution	200	-	-	-
Total Fines, Forfeitures and Penalties	23,825	22,178	7,500	7,500

Revenue From Use of Money and Property

14010 Interest	287	835	100	100
Total Revenue From Use of Money and Property	287	835	100	100

Miscellaneous Revenues

17010 Miscellaneous Revenues	-	-	-	-
Total Miscellaneous Revenues	-	-	-	-

Operating Transfers In

18100 Operating Transfer	-	-	-	-
Total Revenue From Use of Money and Property	-	-	-	-

State Controller Schedules County Budget Act January 2010 Edition, revision #1	County of Mono Detail of Additional Financing Sources by Fund and Account Governmental Funds Fiscal Year 2019-20	Schedule 6
---	--	-------------------

Fund Name	Financing Source Category	Financing Source Account (Sampling of Financing Source Categories and Accounts Presented, Not All Inclusive)	2017-18 Actuals	2018-19 Actuals Estimated	2019-20 Recommended	2019-20 Adopted by the Board of Supervisors
1	2	3	4	5	6	7

Total Fish & Game Propagation	24,112	23,013	7,600	7,600
-------------------------------	--------	--------	-------	-------

105 Tourism Fund

Taxes

10100 Transient Occupancy Tax	295,636	293,511	299,710	299,710
Total Taxes	295,636	293,511	299,710	299,710

Revenue From Use of Money and Property

14010 Interest	1,953	3,791	500	500
Total Revenue From Use of Money and Property	1,953	3,791	500	500

Intergovernmental Revenues

State

15476 State - Recreational Trails Grant	-	-	-	-
Total State	-	-	-	-

Federal

Federal

15900 Other - Other Government Agency	-	-	-	-
Total Federal	-	-	-	-

Total Intergovernmental Revenues

Charges for Services

16499 Booking Fee Revenue	1,461	899	1,500	1,500
16500 Fees for Advertising	35,135	43,925	40,000	40,000
Total Charges for Services	36,596	44,824	41,500	41,500

Miscellaneous Revenues

17010 Miscellaneous	(11)	-	4,700	4,700
17050 Contribution and Donations	2,664	2,819	-	-
Total Miscellaneous Revenues	2,653	2,819	4,700	4,700

Operating Transfers In

18100 Transfers In	107,121	10,000	15,000	15,000
Total Operating Transfers In	107,121	10,000	15,000	15,000

TOTAL Tourism Fund Financing Sources	443,959	354,945	361,410	361,410
--------------------------------------	---------	---------	---------	---------

106 GF Grant Program Fund

Intergovernmental Revenues

State

Total State	-	-	-	-
--------------------	----------	----------	----------	----------

Federal

15530 Federal - OES Marijuana	14,000	-	14,000	14,000
15802 Federal - OES Cal-Mmet Grant	111,367	123,060	125,000	125,000
Total Federal	125,367	123,060	139,000	139,000

State Controller Schedules County Budget Act January 2010 Edition, revision #1	County of Mono Detail of Additional Financing Sources by Fund and Account Governmental Funds Fiscal Year 2019-20	Schedule 6
---	--	-------------------

Fund Name	Financing Source Category	Financing Source Account (Sampling of Financing Source Categories and Accounts Presented, Not All Inclusive)	2017-18 Actuals	2018-19 Actuals Estimated	2019-20 Recommended	2019-20 Adopted by the Board of Supervisors
1	2	3	4	5	6	7

Other Government

15900 Other - Other Government Agency	-	-	-	-
Total Other	-	-	-	-

Total Intergovernmental Revenues	125,367	123,060	139,000	139,000
---	---------	---------	---------	---------

Total GF Grant Programs Fund Financing Sources	125,367	123,060	139,000	139,000
--	---------	---------	---------	---------

107 Geothermal Fund

Miscellaneous Revenues

17010 Miscellaneous - Monitoring	377,947	175,294	214,580	214,580
Total Miscellaneous Revenues	377,947	175,294	214,580	214,580

TOTAL Geothermal Fund Financing Sources	377,947	175,294	214,580	214,580
---	---------	---------	---------	---------

108 Geothermal Trust Fund

Revenue From Use of Money and Property

14010 Interest	4,160	5,028	3,000	3,000
Total Revenue From Use of Money and Property	4,160	5,028	3,000	3,000

Intergovernmental Revenues

Federal

15750 Federal - Geothermal Royalties	59,479	168,445	85,000	85,000
Total Federal	59,479	168,445	85,000	85,000

Total Intergovernmental Revenues	59,479	168,445	85,000	85,000
---	--------	---------	--------	--------

TOTAL Geothermal Trust Fund Financing Sources	63,639	173,473	88,000	88,000
---	--------	---------	--------	--------

109 Community Support Programs

Operating Transfers In

18100 Transfers In	-	99,000	79,000	79,000
--------------------	---	--------	--------	--------

TOTAL Community Support Programs	-	99,000	79,000	79,000
----------------------------------	---	--------	--------	--------

110 Social Services Fund

Revenue From Use of Money and Property

14010 Interest	19,692	20,702	23,280	23,280
14050 Rents and Concessions	1,600	1,570	1,400	1,400
Total Revenue From Use of Money and Property	21,292	22,272	24,680	24,680

Intergovernmental Revenues

State

15072 State - Housing & Disability Advocacy Program	-	-	25,000	25,000
15110 State - Public Assistance Admin	799,195	614,823	895,000	895,000
15120 State - Public Assistance Programs	61,373	224,905	131,750	131,750
15261 State - Medical Transports - Senior Program	30,000	30,000	30,000	30,000
15440 State - Welfare Realignment	-	-	-	-
Total State	890,568	869,728	1,081,750	1,081,750

Federal

State Controller Schedules		County of Mono				Schedule 6	
County Budget Act January 2010 Edition, revision #1		Detail of Additional Financing Sources by Fund and Account Governmental Funds Fiscal Year 2019-20					
Fund Name	Financing Source Category	Financing Source Account (Sampling of Financing Source Categories and Accounts Presented, Not All Inclusive)	2017-18 Actuals	2018-19 Actuals Estimated	2019-20 Recommended	2019-20 Adopted by the Board of Supervisors	
1	2	3	4	5	6	7	
		15602 Federal - Public Assistance Admin	1,669,590	1,693,995	1,713,515	1,713,515	
		15610 Federal - Public Assistance Programs	133,724	105,322	140,000	140,000	
		15611 Federal - Aid Recoupment	5,491	5,369	3,000	3,000	
		Total Federal	1,808,805	1,804,686	1,856,515	1,856,515	
		Total Intergovernmental Revenues	2,699,373	2,674,414	2,938,265	2,938,265	
		Charges for Services					
		16014 Aid Repayments	3,424	6,247	-	-	
		16015 General Assistance Repayments	2,909	6,883	-	-	
		16301 Senior Service Fees	20,000	10,014	15,000	15,000	
		16502 IMAAA Contract revenue	88,698	94,825	95,186	95,186	
		16600 Customer Service Fees	15,201	8,975	10,000	10,000	
		Total Charges for Services	130,232	126,944	120,186	120,186	
		Miscellaneous Revenues					
		17010 Miscellaneous Revenue	403	3,333	-	-	
		17020 Prior Year Revenue	-	-	-	-	
		Total Miscellaneous Revenues	403	3,333	-	-	
		Operating Transfers In					
		18100 Transfers In	1,654,888	1,706,007	2,794,875	2,794,875	
		Total Operating Transfers In	1,654,888	1,706,007	2,794,875	2,794,875	
		TOTAL Social Services Fund Financing Sources	4,506,188	4,532,970	5,878,006	5,878,006	
		111 Employers Training Resource Fund					
		Intergovernmental Revenues					
		Other Government					
		15900 Other Government Agencies	32,603	52,020	129,662	129,662	
		Total Other Government	32,603	52,020	129,662	129,662	
		Total Intergovernmental Revenues	32,603	52,020	129,662	129,662	
		TOTAL Employers Training Resource Fund Financing Sources	32,603	52,020	129,662	129,662	
		112 Foster Care Fund					
		Operating Transfers In					
		18100 Transfers In	65,962	25,130	127,529	127,529	
		Total Operating Transfers In	65,962	25,130	127,529	127,529	
		TOTAL Foster Care Fund Financing Sources	65,962	25,130	127,529	127,529	
		114 County Children's Trust Fund					
		Revenue From Use of Money and Property					
		14010 Interest	10	11	100	100	
		Total Revenue From Use of Money and Property	10	11	100	100	
		Intergovernmental Revenues					
		State					

State Controller Schedules		County of Mono				Schedule 6	
County Budget Act January 2010 Edition, revision #1		Detail of Additional Financing Sources by Fund and Account Governmental Funds Fiscal Year 2019-20					
Fund Name	Financing Source Category	Financing Source Account (Sampling of Financing Source Categories and Accounts Presented, Not All Inclusive)	2017-18 Actuals	2018-19 Actuals Estimated	2019-20 Recommended	2019-20 Adopted by the Board of Supervisors	
1	2	3	4	5	6	7	
		15462 State - CBCAP Comm Basic	29,799	29,567	29,567	29,567	
		Total State	29,799	29,567	29,567	29,567	
		Total Intergovernmental Revenues	29,799	29,567	29,567	29,567	
		Charges for Services					
		16160 Birth Certificate Fee	781	634	1,041	1,041	
		16162 CA Kid's Plate Fees	290	267	292	292	
		Total Charges for Services	1,071	901	1,333	1,333	
		TOTAL County Children's Trust Fund Financing Sources	30,880	30,479	31,000	31,000	
		117 DSS 1991 Realignment					
		Revenue From Use of Money and Property					
		14010 Interest	-	19,064	-	-	
		Total Revenue From Use of Money and Property	-	19,064	-	-	
		Intergovernmental Revenues					
		State					
		15438 State - Realignment-Welfare-Trust-Family Support	-	132,234	150,000	150,000	
		15439 State - Realignment-Welfare-Trust-Child Poverty		5,937	7,000	7,000	
		15440 State - Realignment-Welfare-Trust		782,190	689,225	689,225	
		Total State	-	920,361	846,225	846,225	
		TOTAL DSS 1991 Realignment	-	939,425	846,225	846,225	
		118 DSS 2011 Realignment					
		Revenue From Use of Money and Property					
		14010 Interest	2,856	30,735	12,700	12,700	
		Total Revenue From Use of Money and Property	2,856	30,735	12,700	12,700	
		Intergovernmental Revenues					
		State					
		15443 State - 2011 Realignment	1,251,786	1,231,392	1,393,926	1,393,926	
		Total State	1,251,786	1,231,392	1,393,926	1,393,926	
		Total Intergovernmental Revenues	1,251,786	1,231,392	1,393,926	1,393,926	
		Operating Transfers In					
		18100 Transfers In	953,258	-	-	-	
		Total Operating Transfers In	953,258	-	-	-	
		TOTAL DSS 2011 Realignment Financing Sources	2,207,900	1,262,127	1,406,626	1,406,626	
		120 Behavioral Health Fund					
		Fines, Forfeitures & Penalties					
		13065 Special Alcohol Fines	6,899	6,724	5,000	5,000	
		Total Fines, Forfeitures & Penalties	6,899	6,724	5,000	5,000	
		Revenue From Use of Money and Property					
		14010 Interest	6,705	14,586			

State Controller Schedules County Budget Act January 2010 Edition, revision #1	County of Mono Detail of Additional Financing Sources by Fund and Account Governmental Funds Fiscal Year 2019-20	Schedule 6
---	--	-------------------

Fund Name	Financing Source Category	Financing Source Account (Sampling of Financing Source Categories and Accounts Presented, Not All Inclusive)	2017-18 Actuals	2018-19 Actuals Estimated	2019-20 Recommended	2019-20 Adopted by the Board of Supervisors
1	2	3	4	5	6	7

Total Revenue From Use of Money and Property			6,705	14,586	-	-
Intergovernmental Revenues						
State						
15200 MediCal			732,177	317,559	452,656	452,656
15220 State - Mental Health			-	100,545	14,498	14,498
15442 Mental Health Realignment			518,863	637,010	560,016	560,016
Total State			1,251,040	1,055,114	1,027,170	1,027,170
Federal						
15652 Federal Alcohol & Drug Program			540,044	113,144	420,641	420,641
Total Federal			540,044	113,144	420,641	420,641
Total Intergovernmental Revenues			1,791,084	1,168,258	1,447,811	1,447,811
Charges for Services						
16054 Client Fees			2,627	10,881	5,254	5,254
16301 Mental Health Services			20,226	36,470	22,000	22,000
16310 Drug and Alcohol Fees			80,683	95,057	71,000	71,000
Total Charges for Services			103,536	142,408	98,254	98,254
Miscellaneous Revenues						
17010 Miscellaneous			-	-	-	-
17020 Prior Year Revenue			-	-	-	-
Total Miscellaneous Revenues			-	-	-	-
Operating Transfers In						
18100 Transfers In			92,069	55,604	310,840	310,840
Total Operating Transfers In			92,069	55,604	310,840	310,840
TOTAL Behavioral Health Fund Financing Sources			2,000,293	1,387,580	1,861,905	1,861,905
121 Mental Health Services Act Fund						
Revenue From Use of Money and Property						
14010 Interest			88,014	135,493	30,000	30,000
Total Revenue From Use of Money and Property			88,014	135,493	30,000	30,000
Intergovernmental Revenues						
State						
15230 State - Mental Health Services Act			1,817,272	1,818,872	1,761,009	1,761,009
Total State			1,817,272	1,818,872	1,761,009	1,761,009
Total Intergovernmental Revenues			1,817,272	1,818,872	1,761,009	1,761,009
Miscellaneous Revenues						
17010 Miscellaneous			2,414	-	-	-
17020 Prior Year Revenue			-	-	-	-
Total Miscellaneous Revenues			2,414	-	-	-
Operating Transfers In						

State Controller Schedules County Budget Act January 2010 Edition, revision #1	County of Mono Detail of Additional Financing Sources by Fund and Account Governmental Funds Fiscal Year 2019-20	Schedule 6
---	--	-------------------

Fund Name	Financing Source Category	Financing Source Account (Sampling of Financing Source Categories and Accounts Presented, Not All Inclusive)	2017-18 Actuals	2018-19 Actuals Estimated	2019-20 Recommended	2019-20 Adopted by the Board of Supervisors
1	2	3	4	5	6	7

18100 Transfers In	-	-	-	-
Total Operating Transfers In	-	-	-	-

TOTAL Mental Health Services Act Fund Financing Sources 1,907,700 1,954,365 1,791,009 1,791,009

122 BH 2011 Realignment

Revenue From Use of Money and Property

14010 Interest	2,573	46,159	-	-
Total Revenue From Use of Money and Property	2,573	46,159	-	-

Intergovernmental Revenues

State

15443 State - 2011 Realignment	503,636	480,487	367,224	367,224
Total State	503,636	480,487	367,224	367,224
Total Intergovernmental Revenues	503,636	480,487	367,224	367,224

Operating Transfers In

18100 Transfers In	-	-	-	-
Total Operating Transfers In	-	-	-	-

TOTAL BH 2011 Realignment Financing Sources 506,209 526,646 367,224 367,224

130 Health Fund

Licenses, Permits & Franchises

12020 Business License	2,171	1,865	1,400	1,400
12070 Camp Permits	2,479	1,944	2,916	2,916
12100 Septic System Permits	18,219	16,697	14,000	14,000
12112 Well Permits	11,923	14,635	12,000	12,000
12115 Misc Permits	-	203	-	-
12120 Food Permits	80,453	81,484	77,000	77,000
12130 Pool Permits	53,875	54,200	54,119	54,119
12140 Underground Tank Permits	58,639	55,122	58,140	58,140
12150 Small Water System - County	47,370	46,893	44,868	44,868
12180 LEA - Solid Waste	11,664	13,248	13,248	13,248
Total Licenses, Permits & Franchises	286,793	286,291	277,691	277,691

Fines, Forfeitures & Penalties

13020 Car Seat Safety VC 27360	466	408	250	250
13080 Aids Edu - H&S 11377C	312	95	250	250
Total Fines, Forfeitures & Penalties	778	503	500	500

Revenue From Use of Money and Property

14010 Interest	4,915	12,542	7,000	7,000
Total Revenue From Use of Money and Property	4,915	12,542	7,000	7,000

Intergovernmental Revenues

State

State Controller Schedules		County of Mono			Schedule 6	
County Budget Act January 2010 Edition, revision #1		Detail of Additional Financing Sources by Fund and Account Governmental Funds Fiscal Year 2019-20				
Fund Name	Financing Source Category	Financing Source Account (Sampling of Financing Source Categories and Accounts Presented, Not All Inclusive)	2017-18 Actuals	2018-19 Actuals Estimated	2019-20 Recommended	2019-20 Adopted by the Board of Supervisors
1	2	3	4	5	6	7
		15121 State - LEA Grant	16,730	16,685	16,685	16,685
		15151 State - Maternal Child Health	78,301	107,551	122,055	122,055
		15171 State - CHDP Grant	23,016	3,889	13,658	13,658
		15190 State - HIV Surveillance	3,004	3,000	3,000	3,000
		15201 State - Ryan White HIV Grant	58,607	19,414	44,550	44,550
		15202 State - Miscellaneous Grants	-	-	-	-
		15204 State - CMSP Grant	-	50,000	37,500	37,500
		15205 State - Rural CUPA Support Grant	97,204	-	-	-
		15206 State - Local Oral Health Program Grant	2,864	135,969	141,055	141,055
		15260 State - Foster Care	7,033	10,788	12,000	12,000
		15270 State - MTP	17,583	4,330	11,069	11,069
		15352 State - Immunization Grant	34,459	72,500	36,250	36,250
		15441 State - Health Realignment	1,381,013	1,480,360	1,381,000	1,381,000
		Total State	1,719,814	1,904,486	1,818,822	1,818,822
		Federal				
		15571 Federal - WIC	285,905	244,316	277,451	277,451
		Total Federal	285,905	244,316	277,451	277,451
		Other Government				
		17555 Miscellaneous Other Grants	15,000	506	-	-
		Total Other Government	15,000	506	-	-
		Total Intergovernmental Revenues	2,020,719	2,149,308	2,096,273	2,096,273
		Charges for Services				
		16240 Labor Reimbursement	-	-	-	-
		16300 Social Services CSS	-	-	-	-
		16380 Administrative CCS	198,436	150,148	194,494	194,494
		16501 Adult IZ Revenue	21,929	15,421	17,000	17,000
		16601 Miscellaneous Clinical Services	656	1,155	600	600
		16605 Solid Waste Service Fees	50,710	40,745	51,300	51,300
		16650 Medical Marijuana ID Application	950	550	200	200
		16901 CCS Client Fees	-	-	20	20
		Total Charges for Services	272,681	208,019	263,614	263,614
		Miscellaneous Revenues				
		17010 Miscellaneous	651	1,711	-	-
		17020 Prior Year Miscellaneous	585	5,517	-	-
		Total Miscellaneous Revenues	1,236	7,228	-	-
		Operating Transfers In				
		18100 Transfers In	22,932	21,599	24,350	24,350
		Total Operating Transfers In	22,932	21,599	24,350	24,350

State Controller Schedules County Budget Act January 2010 Edition, revision #1	County of Mono Detail of Additional Financing Sources by Fund and Account Governmental Funds Fiscal Year 2019-20	Schedule 6
---	--	-------------------

Fund Name	Financing Source Category	Financing Source Account (Sampling of Financing Source Categories and Accounts Presented, Not All Inclusive)	2017-18 Actuals	2018-19 Actuals Estimated	2019-20 Recommended	2019-20 Adopted by the Board of Supervisors
1	2	3	4	5	6	7

TOTAL Health Fund Financing Sources	2,610,054	2,685,490	2,669,428	2,669,428
-------------------------------------	-----------	-----------	-----------	-----------

131 Health Education Fund
Fines, Forfeitures & Penalties

13080 AIDS Education H&S 11377c	-	-	-	-
Total Fines, Forfeitures & Penalties	-	-	-	-

Revenue From Use of Money and Property

14010 Interest	55	(39)	-	-
Total Revenue From Use of Money and Property	55	(39)	-	-

Intergovernmental Revenues
State

15250 State - Health Education Tobacco	362,042	226,812	311,550	311,550
Total State	362,042	226,812	311,550	311,550
Total Intergovernmental Revenues	362,042	226,812	311,550	311,550

Miscellaneous Revenues

17020 Prior Year Revenue	-	-	-	-
Total Miscellaneous Revenues	-	-	-	-

Operating Transfers In

18100 Transfers In	-	-	23,011	23,011
Total Operating Transfers In	-	-	23,011	23,011

TOTAL Health Education Fund Financing Sources	362,097	226,773	334,561	334,561
---	---------	---------	---------	---------

133 Bioterrorism Fund
Revenue From Use of Money and Property

14010 Interest	(1,477)	(2,768)	-	-
Total Revenue From Use of Money and Property	(1,477)	(2,768)	-	-

Intergovernmental Revenues
Federal

15502 Federal - HRSA Revenue	-	-	-	-
15550 Federal - ARRA Revenue	-	-	-	-
15551 Federal - Pandemic Flu	61,845	58,448	60,451	60,451
15552 Federal - Ebola Grant	28,574	-	-	-
15600 Federal - Bioterrorism	-	-	-	-
15660 Federal - HPP Hospital Preparedness	148,754	78,239	113,605	113,605
15661 Federal - PHEP PH Emergency Preparedness	81,341	83,562	107,374	107,374
Total Federal	320,514	220,249	281,430	281,430
Total Intergovernmental Revenues	320,514	220,249	281,430	281,430

Miscellaneous Revenues

17010 Miscellaneous	-	-	-	-
17020 Prior Year Revenue	-	66,488	-	-

State Controller Schedules County Budget Act January 2010 Edition, revision #1	County of Mono Detail of Additional Financing Sources by Fund and Account Governmental Funds Fiscal Year 2019-20	Schedule 6
---	--	-------------------

Fund Name	Financing Source Category	Financing Source Account (Sampling of Financing Source Categories and Accounts Presented, Not All Inclusive)	2017-18 Actuals	2018-19 Actuals Estimated	2019-20 Recommended	2019-20 Adopted by the Board of Supervisors
1	2	3	4	5	6	7

	Total Miscellaneous Revenues	-	66,488	-	-
Operating Transfers In					
18100 Transfers In		-	-	44,759	44,759
	Total Operating Transfers In	-	-	44,759	44,759
TOTAL Bioterrorism Fund Financing Sources		319,037	283,969	326,189	326,189
142 Terrorism Fund					
Intergovernmental Revenues					
Federal					
15015 Federal - Homeland Security		88,618	89,836	88,712	88,712
	Total Federal	88,618	89,836	88,712	88,712
	Total Intergovernmental Revenues	88,618	89,836	88,712	88,712
Operating Transfers In					
18100 Transfers In		-	-	-	-
	Total Operating Transfers In	-	-	-	-
TOTAL Terrorism Fund Financing Sources		88,618	89,836	88,712	88,712
145 Off-Highway Vehicle Fund					
Fines, Forfeitures & Penalties					
12030 Off-Highway Vehicle License Fees		16,801	16,155	16,231	16,231
	Total Fines, Forfeitures & Penalties	16,801	16,155	16,231	16,231
Revenue From Use of Money and Property					
14010 Interest		(60)	(4)	-	-
	Total Revenue From Use of Money and Property	(60)	(4)	-	-
Intergovernmental Revenues					
State					
15410 State - Off-Highway Vehicle Grant		-	71,977	48,323	48,323
	Total State	-	71,977	48,323	48,323
	Total Intergovernmental Revenues	-	71,977	48,323	48,323
Other Financing Sources					
18010 Sale of Fixed Assets		13,775		-	-
	Other Financing Sources	13,775	-	-	-
TOTAL Off-Highway Vehicle Fund Financing Sources		30,516	88,128	64,554	64,554
146 Court Security 2011 Realignment					
Revenue From Use of Money and Property					
14010 Interest		1,442	13,000	-	-
	Total Revenue From Use of Money and Property	1,442	13,000	-	-
Intergovernmental Revenues					
State					

State Controller Schedules County Budget Act January 2010 Edition, revision #1	County of Mono Detail of Additional Financing Sources by Fund and Account Governmental Funds Fiscal Year 2019-20	Schedule 6
---	--	-------------------

Fund Name	Financing Source Category	Financing Source Account (Sampling of Financing Source Categories and Accounts Presented, Not All Inclusive)	2017-18 Actuals	2018-19 Actuals Estimated	2019-20 Recommended	2019-20 Adopted by the Board of Supervisors
1	2	3	4	5	6	7
		15443 State - 2011 Realignment	535,799	518,662	533,686	533,686
		Total State	535,799	518,662	533,686	533,686
		Total Intergovernmental Revenues	535,799	518,662	533,686	533,686
		Operating Transfers In				
		18100 Transfers In	519,875	-	-	-
		Total Operating Transfers In	519,875	-	-	-
		TOTAL Court Security 2011 Realignment Financing Sources	1,057,116	531,662	533,686	533,686
		155 DA Pre-Diversion Program Fund				
		Revenue From Use of Money and Property				
		14010 Interest	96	100	-	-
		Total Revenue From Use of Money and Property	96	100	-	-
		Charges for Services				
		16051 DA Diversion Filing Fees	2,000	5,023	7,000	7,000
		Total Charges for Services	2,000	5,023	7,000	7,000
		TOTAL DA Pre-Diversion Program Fund Financing Sources	2,096	5,123	7,000	7,000
		156 Law Library Fund				
		Revenue From Use of Money and Property				
		14010 Interest	191	869	-	-
		Total Revenue From Use of Money and Property	191	869	-	-
		Miscellaneous Revenues				
		17010 Miscellaneous Revenue	3,756	5,436	4,000	4,000
		Total Miscellaneous Revenues	3,756	5,436	4,000	4,000
		Operating Transfers In				
		18100 Transfers In	9,150	9,150	-	-
		Total Operating Transfers In	9,150	9,150	-	-
		TOTAL Law Library Fund Financing Sources	13,097	15,455	4,000	4,000
		179 Disaster Fund				
		Revenue From Use of Money and Property				
		14010 Interest	8,470	8,302	-	-
		Total Revenue From Use of Money and Property	8,470	8,302	-	-
		Intergovernmental Revenues				
		State				
		15095 State - Disaster Relief	1,409,739	573,031	-	-
		Total State	1,409,739	573,031	-	-
		Federal				
		15806 Federal - FEMA Disaster Assistance	-	-	-	-
		Total Federal	-	-	-	-
		Other Government				

State Controller Schedules		County of Mono				Schedule 6	
County Budget Act January 2010 Edition, revision #1		Detail of Additional Financing Sources by Fund and Account Governmental Funds Fiscal Year 2019-20					
Fund Name	Financing Source Category	Financing Source Account (Sampling of Financing Source Categories and Accounts Presented, Not All Inclusive)	2017-18 Actuals	2018-19 Actuals Estimated	2019-20 Recommended	2019-20 Adopted by the Board of Supervisors	
1	2	3	4	5	6	7	
		15900 Aid from Other Government Agencies	55,678	-	-	-	
		Total Other Government	55,678	-	-	-	
		Total Intergovernmental Revenues	1,465,417	573,031	-	-	
		Miscellaneous Revenues					
		17100 Insurance Reimbursement	-	-	-	-	
		Total Miscellaneous Revenues	-	-	-	-	
		Operating Transfers In					
		18100 Transfers In	-	-	-	-	
		Total Operating Transfers In	-	-	-	-	
		TOTAL Disaster Fund Financing Sources	1,473,887	581,333	-	-	
		180 Road Fund					
		Licenses, Permits & Franchises					
		12090 Road Privileges & Permits	14,266	5,280	10,000	10,000	
		Total Licenses, Permits & Franchises	14,266	5,280	10,000	10,000	
		Fines, Forfeitures & Penalties					
		13010 Vehicle Code Fines	68,870	49,542	60,000	60,000	
		Total Fines, Forfeitures & Penalties	68,870	49,542	60,000	60,000	
		Revenue From Use of Money and Property					
		14010 Interest	9,687	5,843	-	-	
		Total Revenue From Use of Money and Property	9,687	5,843	-	-	
		Intergovernmental Revenues					
		State					
		15020 State - Highway Users Tax	1,704,098	1,683,516	2,212,935	2,212,935	
		15042 State - Traffic Congestion Relief Loan Repay (SB1)	112,949	113,054	113,019	113,019	
		15100 State- Matching Funds	329,725	329,725	329,725	329,725	
		Total State	2,146,772	2,126,295	2,655,679	2,655,679	
		Federal					
		15680 Federal - Forest Reserve	305,470	316,359	250,000	250,000	
		Total Federal	305,470	316,359	250,000	250,000	
		Other Government					
		15900 Aid from Other Government Agencies	13,165	70,624	5,000	5,000	
		Total Other Government	13,165	70,624	5,000	5,000	
		Total Intergovernmental Revenues	2,465,407	2,513,278	2,910,679	2,910,679	
		Charges for Services					
		16250 Road and Street Services	93,979	114,698	80,000	80,000	
		16950 Interfund Charges	380,486	428,617	350,000	350,000	
		Total Charges for Services	474,465	543,315	430,000	430,000	
		Miscellaneous Revenues					

State Controller Schedules		County of Mono			Schedule 6	
County Budget Act January 2010 Edition, revision #1		Detail of Additional Financing Sources by Fund and Account Governmental Funds Fiscal Year 2019-20				
Fund Name	Financing Source Category	Financing Source Account (Sampling of Financing Source Categories and Accounts Presented, Not All Inclusive)	2017-18 Actuals	2018-19 Actuals Estimated	2019-20 Recommended	2019-20 Adopted by the Board of Supervisors
1	2	3	4	5	6	7
		17010 Miscellaneous	67	-	-	-
		17250 Judgments, Damages & Settlements	100	150	-	-
		Total Miscellaneous Revenues	167	150	-	-
		Other Financing Sources				
		18010 Sale of Fixed Assets	-	-	7,000	7,000
		Other Financing Sources	-	-	7,000	7,000
		Operating Transfers In				
		18100 Transfers In	938,696	822,033	522,033	522,033
		Total Operating Transfers In	938,696	822,033	522,033	522,033
		TOTAL Road Fund Financing Sources	3,971,558	3,939,441	3,939,712	3,939,712
		181 State & Federal Road Construction Fund				
		Revenue From Use of Money and Property				
		14010 Interest	1,615	13,823	-	-
		Total Revenue From Use of Money and Property	1,615	13,823	-	-
		Intergovernmental Revenues				
		State				
		15043 State - Road Maint & Rehab (SB1)	582,226	1,835,650	1,658,818	1,658,818
		15101 State - RSTP Highway Safety	-	-	80,662	80,662
		15170 State - STIP Aid for Construction	43,053	-	1,862,000	1,862,000
		Total State	625,279	1,835,650	3,601,480	3,601,480
		Federal				
		15648 Federal - Matching Funds	-	-	-	-
		Total Federal	-	-	-	-
		Other Government				
		15900 Aid from Other Government Agencies	1,648	11,905	90,000	90,000
		Total Other Government	1,648	11,905	90,000	90,000
		Total Intergovernmental Revenues	626,927	1,847,555	3,691,480	3,691,480
		Miscellaneous Revenues				
		17010 Miscellaneous	-	-	-	-
		Total Miscellaneous Revenues	-	-	-	-
		Operating Transfers In				
		18100 Transfers In	105,722	80,801	-	-
		Total Operating Transfers In	105,722	80,801	-	-
		TOTAL State & Federal Road Construction Fund Financing Sources	734,264	1,942,179	3,691,480	3,691,480
		185 CDBG Fund				
		Revenue From Use of Money and Property				
		14010 Interest	(1,050)	(1,159)	-	-
		Total Revenue From Use of Money and Property	(1,050)	(1,159)	-	-

State Controller Schedules County Budget Act January 2010 Edition, revision #1	County of Mono Detail of Additional Financing Sources by Fund and Account Governmental Funds Fiscal Year 2019-20	Schedule 6
---	--	-------------------

Fund Name	Financing Source Category	Financing Source Account (Sampling of Financing Source Categories and Accounts Presented, Not All Inclusive)	2017-18 Actuals	2018-19 Actuals Estimated	2019-20 Recommended	2019-20 Adopted by the Board of Supervisors
1	2	3	4	5	6	7

Intergovernmental Revenues

Federal

15501 Federal - CDBG Housing Grant	437,076	323,165	400,000	400,000
15505 Federal: FTHB Housing Grant	-		500,000	500,000
Total Federal	437,076	323,165	900,000	900,000
Total Intergovernmental Revenues	437,076	323,165	900,000	900,000

Miscellaneous Revenues

17500 Loan Repayments	-	-	-	-
Total Miscellaneous Revenues	-	-	-	-

TOTAL CDBG Fund Financing Sources 436,026 322,006 900,000 900,000

186 Housing Revolving Loan Fund

Revenue From Use of Money and Property

14010 Interest	-	20	-	-
Total Revenue From Use of Money and Property	-	20	-	-

Miscellaneous Revenues

17160 Housing Miigation Fees	200,987	-	-	-
Total Miscellaneous Revenues	200,987	-	-	-

TOTAL Housing Revolving Loan Fund Financing Resources 200,987 20 - -

187 Community Development Grants Fund

Revenue From Use of Money and Property

14010 Interest	(25)	(1,424)	-	-
Total Revenue From Use of Money and Property	(25)	(1,424)	-	-

Intergovernmental Revenues

Federal

15819 Federal - Misc Federal Grants	-	51,095	-	-
Total Federal	-	51,095	-	-

Other Government

15900 Aid from Other Government Agencies	-	229,567	350,000	350,000
Total Other Government	-	229,567	350,000	350,000

Total Intergovernmental Revenues - 280,662 350,000 350,000

TOTAL Community Development Grants Fund Financing Resources (25) 279,238 350,000 350,000

188 Affordable Housing

Revenue From Use of Money and Property

14010 Interest	-	745	-	-
Total Revenue From Use of Money and Property	-	745	-	-

Operating Transfers In

18100 Transfers In	-	200,000	200,000	200,000
Total Operating Transfers In	-	200,000	200,000	200,000

State Controller Schedules County Budget Act January 2010 Edition, revision #1	County of Mono Detail of Additional Financing Sources by Fund and Account Governmental Funds Fiscal Year 2019-20	Schedule 6
---	--	-------------------

Fund Name	Financing Source Category	Financing Source Account (Sampling of Financing Source Categories and Accounts Presented, Not All Inclusive)	2017-18 Actuals	2018-19 Actuals Estimated	2019-20 Recommended	2019-20 Adopted by the Board of Supervisors
1	2	3	4	5	6	7

TOTAL Affordable Housing	-	200,745	200,000	200,000
659 Workforce Development				
Revenue From Use of Money and Property				
14010 Interest	-	(107)	-	-
Total Revenue From Use of Money and Property	-	(107)	-	-
Miscellaneous Revenues				
17010 Miscellaneous Revenue	-	-	60,000	60,000
Total Miscellaneous Revenues	-	-	60,000	60,000
Operating Transfers In				
18100 Transfers In	-	200,000	-	-
Total Operating Transfers In	-	200,000	-	-
TOTAL Workforce Development	-	199,893	60,000	60,000
680 CCP 2011 Realignment				
Revenue From Use of Money and Property				
14010 Interest	864	12,249	-	-
Total Revenue From Use of Money and Property	864	12,249	-	-
Intergovernmental Revenues				
State				
15443 State - 2011 Realignment	712,306	-	-	-
15453 State - 2011 Realignment - CCP (SB 1020)	-	693,361	700,409	700,409
Total State	712,306	693,361	700,409	700,409
Operating Transfers In				
18100 Transfers In	-	-	-	-
Total Operating Transfers In	736,940	-	-	-
TOTAL CCP 2011 Realignment Financing Sources	1,450,110	705,610	700,409	700,409
681 YOBG 2011 Realignment				
Revenue From Use of Money and Property				
14010 Interest	624	8,092	-	-
Total Revenue From Use of Money and Property	624	8,092	-	-
Intergovernmental Revenues				
State				
15452 State - 2011 Realignment YOBG	117,000	111,535	117,000	117,000
Total State	117,000	111,535	117,000	117,000
Operating Transfers In				
18100 Transfers In	301,924	-	-	-
Total Operating Transfers In	301,924	-	-	-
TOTAL YOBG 2011 Realignment Financing Sources	419,548	119,627	117,000	117,000
682 SB 678 Performance Incentive				

State Controller Schedules County Budget Act January 2010 Edition, revision #1	County of Mono Detail of Additional Financing Sources by Fund and Account Governmental Funds Fiscal Year 2019-20	Schedule 6
---	--	-------------------

Fund Name	Financing Source Category	Financing Source Account (Sampling of Financing Source Categories and Accounts Presented, Not All Inclusive)	2017-18 Actuals	2018-19 Actuals Estimated	2019-20 Recommended	2019-20 Adopted by the Board of Supervisors
1	2	3	4	5	6	7

Revenue From Use of Money and Property

14010 Interest	998	18,092	7,839	7,839
Total Revenue From Use of Money and Property	998	18,092	7,839	7,839

Intergovernmental Revenues

State

15454 State - SB678 Performance Incentive	237,647	227,576	200,000	200,000
Total State	237,647	227,576	200,000	200,000

Operating Transfers In

18100 Transfers In	634,697	-	-	-
Total Operating Transfers In	634,697	-	-	-

TOTAL SB 678 Performance Incentive Financing Sources 873,342 245,668 207,839 207,839

683 JJCPA 2011 Realignment

Revenue From Use of Money and Property

14010 Interest	468	1,736	-	-
Total Revenue From Use of Money and Property	468	1,736	-	-

Intergovernmental Revenues

State

15443 State - 2011 Realignment	59,763	62,357	37,434	37,434
Total State	59,763	62,357	37,434	37,434

Operating Transfers In

18100 Transfers In	56,676	-	-	-
Total Operating Transfers In	56,676	-	-	-

TOTAL JJCPA 2011 Realignment Financing Sources 116,907 64,093 37,434 37,434

684 PRCS 2011 Realignment

Revenue From Use of Money and Property

14010 Interest	121	2,032	-	-
Total Revenue From Use of Money and Property	121	2,032	-	-

Intergovernmental Revenues

State

15451 State - PRCS 2011 Realignment	10,250	10,250	10,250	10,250
Total State	10,250	10,250	10,250	10,250

Operating Transfers In

18100 Transfers In	81,551	-	-	-
Total Operating Transfers In	81,551	-	-	-

TOTAL PRCS 2011 Realignment Financing Sources 91,922 12,282 10,250 10,250

685 BSCC 2011 Realignment

Revenue From Use of Money and Property

14010 Interest	737	7,654	-	-
----------------	-----	-------	---	---

State Controller Schedules County Budget Act January 2010 Edition, revision #1	County of Mono Detail of Additional Financing Sources by Fund and Account Governmental Funds Fiscal Year 2019-20	Schedule 6
---	--	-------------------

Fund Name	Financing Source Category	Financing Source Account (Sampling of Financing Source Categories and Accounts Presented, Not All Inclusive)	2017-18 Actuals	2018-19 Actuals Estimated	2019-20 Recommended	2019-20 Adopted by the Board of Supervisors
1	2	3	4	5	6	7
Total Revenue From Use of Money and Property			737	7,654	-	-
Intergovernmental Revenues						
State						
15455 State 2011 Realignment BSCC AB109			100,000	100,000	100,000	100,000
Total State			100,000	100,000	100,000	100,000
Operating Transfers In						
18100 Transfers In			355,159	-	-	-
Total Operating Transfers In			355,159	-	-	-
TOTAL BSCC 2011 Realignment Financing Sources			455,896	107,654	100,000	100,000
686 Juvenile Activities						
Revenue From Use of Money and Property						
14010 Interest			159	729	-	-
Total Revenue From Use of Money and Property			159	729	-	-
Intergovernmental Revenues						
State						
15299 State - Juvenile Activities			-	40,183	10,780	10,780
Total State			-	40,183	10,780	10,780
Operating Transfers In						
18100 Transfers In			9,111	-	-	-
Total Operating Transfers In			9,111	-	-	-
TOTAL Juvenile Activities Financing Sources			9,270	40,912	10,780	10,780
688 Probation-Drug Court Enhancement Grant						
Intergovernmental Revenues						
State						
15625 Federal - Drug Court Grant			-	34,234	125,000	125,000
Total State			-	34,234	125,000	125,000
TOTAL Probation-Drug Court Enhancement Grant			-	34,234	125,000	125,000
720 Inmate Welfare Trust						
Revenue From Use of Money and Property						
14010 Interest			1,991	2,885	-	-
Total Revenue From Use of Money and Property			1,991	2,885	-	-
Miscellaneous Revenues						
17010 Miscellaneous Revenue			39,585	32,509	18,300	18,300
Total Miscellaneous Revenues			39,585	32,509	18,300	18,300
TOTAL Inmate Welfare Trust Financing Sources			41,576	35,394	18,300	18,300
TOTAL Special Revenue Funds Financing Sources			27,298,927	24,575,555	28,024,498	28,024,498
CAPITAL PROJECT FUNDS						
190 Capital Improvement Project Fund						

State Controller Schedules		County of Mono			Schedule 6	
County Budget Act January 2010 Edition, revision #1		Detail of Additional Financing Sources by Fund and Account Governmental Funds Fiscal Year 2019-20				
Fund Name	Financing Source Category	Financing Source Account (Sampling of Financing Source Categories and Accounts Presented, Not All Inclusive)	2017-18 Actuals	2018-19 Actuals Estimated	2019-20 Recommended	2019-20 Adopted by the Board of Supervisors
1	2	3	4	5	6	7
Intergovernmental Revenues						
Federal						
		15504 Ferderal CDBG	-	-	-	-
		Total Federal	-	-	-	-
Other Government						
		15900 Other Government Agencies	-	-	-	-
		Total Other Government	-	-	-	-
		Total Intergovernmental Revenues	-	-	-	-
Miscellaneous Revenues						
		17050 Donations & Contributions	550	-	-	-
		Total Miscellaneous Revenues	550	-	-	-
Operating Transfers In						
		18100 Transfers In	717,551	101,000	15,000	15,000
		Total Operating Transfers In	717,551	101,000	15,000	15,000
		TOTAL Capital Improvement Project Fund Financing Sources	718,101	101,000	15,000	15,000
191 Accumulated Capital Outlay						
Operating Transfers In						
		18100 Transfers In	-	100,386	-	-
		Total Operating Transfers In	-	100,386	-	-
		TOTAL Accumulated Capital Outlay Fund Financing Sources	-	100,386	-	-
192 Criminal Justice Facility						
Intergovernmental Revenues						
State						
		15415 State - SB 844 Adult Criminal Justice Facilities	-	-	25,000,000	25,000,000
		Total State	-	-	25,000,000	25,000,000
Other Government						
		15900 Other Government Agencies	-	-	-	-
		Total Other Government	-	-	-	-
		Total Intergovernmental Revenues	-	-	25,000,000	25,000,000
Miscellaneous Revenues						
		17040 In-Kind Contributions	-	-	440,000	440,000
		Total Miscellaneous Revenues	-	-	440,000	440,000
Other Financing Sources						
		18000 Other Financing Sources	-	-	810,000	810,000
		18150 Long-Term Debt Proceeds	-	-	-	-
		Total Other Financing Sources	-	-	810,000	810,000
Operating Transfers In						
		18100 Transfers In	-	-	300,000	300,000
		Total Operating Transfers In	-	-	300,000	300,000
		TOTAL Criminal Justice Facility Financing Sources	-	-	26,550,000	26,550,000
193 Mono County Civic Center						

State Controller Schedules		County of Mono			Schedule 6	
County Budget Act January 2010 Edition, revision #1		Detail of Additional Financing Sources by Fund and Account Governmental Funds Fiscal Year 2019-20				
Fund Name	Financing Source Category	Financing Source Account (Sampling of Financing Source Categories and Accounts Presented, Not All Inclusive)	2017-18 Actuals	2018-19 Actuals Estimated	2019-20 Recommended	2019-20 Adopted by the Board of Supervisors
1	2	3	4	5	6	7
		Revenue From Use of Money and Property				
		14010 Interest	-	231,757	210,000	210,000
		Total Revenue From Use of Money and Property	-	231,757	210,000	210,000
		Other Financing Sources				
		18150 Long Term Debt Proceeds	-	19,940,000	-	-
		18151 Premiums on Debt Issuance		2,266,117		
		Other Financing Sources	-	22,206,117	-	-
		Operating Transfers In				
		18100 Transfers In	150,000	-	65,000	65,000
		Total Operating Transfers In	150,000	-	65,000	65,000
		TOTAL Mono County Civic Center Financing Sources	150,000	22,437,874	275,000	275,000
		TOTAL Capital Project Funds Financing Sources	-	22,639,260	26,840,000	26,840,000
		Debt Service Funds				
		198 Debt Service Fund				
		Miscellaneous Revenues				
		17500 Loan Collection Reimbursement	948,748	215,631	153,367	153,367
		Total Miscellaneous Revenues	948,748	215,631	153,367	153,367
		Other Financing Sources				
		18150 Long Term Debt Proceeds	-	-	-	-
		Other Financing Sources	-	-	-	-
		TOTAL Debt Service Fund Financing Sources	948,748	215,631	153,367	153,367
		TOTAL Debt Service Funds Financing Sources	948,748	215,631	153,367	153,367
		TOTAL ALL FUNDS	40,457,453	85,957,073	93,012,765	93,012,765

State Controller Schedules		County of Mono			Schedule 7
County Budget Act January 2010 Edition, revision #1		Summary of Financing Uses by Function and Fund Governmental Funds Fiscal Year 2019-20			
Description	2017-18 Actuals	2018-19 Actuals Estimated	2019-20 Recommended	2019-20 Adopted by the Board of Supervisors	
1	2	3	4	5	
Summarization by Function					
General	12,746,376	24,418,523	38,734,653	38,734,653	
Public Protection	26,052,357	19,815,726	48,510,522	48,510,522	
Public Ways & Facilities	4,126,160	5,288,869	9,779,542	9,779,542	
Health & Sanitation	9,737,640	10,792,367	14,056,386	14,056,386	
Public Assistance	6,214,942	6,581,400	8,742,172	8,742,172	
Education	25,566	29,635	39,300	39,300	
Debt Service	696,504	-			
Total Financing Uses by Function	59,599,545	66,926,520	119,862,575	119,862,575	
Appropriations for Contingencies					
General Fund	-	-	399,549	399,549	
Mental Health Services Act	-	-	160,000	160,000	
Foster Care	-	-	37,529	37,529	
Total Appropriations for Contingencies	-	-	597,078	597,078	
Subtotal Financing Uses	59,599,545	66,926,520	120,459,653	120,459,653	
Provisions for Obligated Fund Balances					
101 General Reserves Fund	-	-	364,470	364,470	
151 Stabilization Fund	-	-	343,000	343,000	
110 Social Services Fund	-	-	53,408	53,408	
122 BHS 2011 Realignment	-	-	135,682	135,682	
146 Court Security 2011 Realignment	-	-	61,852	61,852	
188 Affordable Housing	-	-	218,500	218,500	
682 SB 678 Performance Incentive	-	-	7,972	7,972	
Total Obligated Fund Balances	-	-	1,184,884	1,184,884	
Total Financing Uses	59,599,545	66,926,520	121,644,537	121,644,537	
Summarization by Fund					
100 General Fund	37,895,411	39,341,384	40,287,430	40,287,430	
101 General Reserve Fund	-	-	364,470	364,470	
151 Stabilization Fund	-	-	343,000	343,000	
102 Fish Enhancement Fund	110,973	100,965	103,737	103,737	
103 Conway Ranch Fund	89,897	55,055	95,651	95,651	
104 Fish & Game Propagation Fund	3,997	5,000	30,600	30,600	
105 Tourism Fund	401,117	344,741	361,410	361,410	
106 GF Grant Program Fund	128,587	65,459	139,000	139,000	
107 Geothermal Fund	377,937	164,115	214,580	214,580	

State Controller Schedules		County of Mono			Schedule 7
County Budget Act January 2010 Edition, revision #1		Summary of Financing Uses by Function and Fund Governmental Funds Fiscal Year 2019-20			
Description	2017-18 Actuals	2018-19 Actuals Estimated	2019-20 Recommended	2019-20 Adopted by the Board of Supervisors	
1	2	3	4	5	
108 Geothermal Royalties Fund	138,069	90,454	120,000	120,000	
109 Community Grants Fund	-	101,826	93,017	93,017	
110 Social Services Fund	4,668,574	4,958,798	5,878,006	5,878,006	
111 Employers Training Resource Fund	36,593	49,663	129,662	129,662	
112 Foster Care Fund	65,962	28,884	127,529	127,529	
114 County Children's Trust Fund	31,000	30,308	31,000	31,000	
117 DSS 1991 Realignment	-	414,299	846,225	846,225	
118 DSS 2011 Realignment	894,838	785,528	1,449,155	1,449,155	
120 Behavioral Health Fund	1,621,374	1,759,132	1,895,372	1,895,372	
121 Mental Health Services Act Fund	1,093,262	1,397,245	4,251,420	4,251,420	
122 BHS 2011 Realignment	-	-	367,224	367,224	
130 Health Fund	2,223,612	2,475,305	2,823,318	2,823,318	
131 Health Education Fund	326,020	396,738	334,561	334,561	
133 Bioterrorism Fund	315,581	342,219	326,189	326,189	
142 Terrorism Fund	89,752	88,701	88,712	88,712	
145 Off-Highway Vehicle Fund	61,969	61,288	64,554	64,554	
146 Court Security 2011 Realignment	456,367	394,978	533,686	533,686	
155 DA Pre-Diversion Program Fund	9,375	4,600	7,000	7,000	
156 Law Library Fund	-	4,000	13,150	13,150	
179 Disaster Assistance Fund	967,780	58,530	364,470	364,470	
180 Road Fund	3,849,567	4,415,010	4,611,172	4,611,172	
181 State & Federal Road Construction Fund	276,593	873,859	5,168,370	5,168,370	
185 CDBG Fund	455,935	268,048	900,000	900,000	
187 Community Development Grants Fund	22,118	238,219	350,000	350,000	
188 Affordable Housing	-	-	218,500	218,500	
190 Capital Improvement Project Fund	918,110	85,091	218,500	218,500	
191 Accumulated Capital Outlay Fund	130,000	139,791	150,000	150,000	
192 Criminal Justice Facility	19,557	5,526	26,909,863	26,909,863	
193 Mono County Civic Center	87,125	5,955,864	19,611,114	19,611,114	
198 Debt Service Fund	696,504	216,331	153,367	153,367	
659 Workforce Development	-	40,968	130,000	130,000	
680 CCP 2011 Realignment	881,315	647,142	912,920	912,920	
681 YOBG 2011 Realignment	21,013	127,944	117,000	117,000	
682 SB 678 Performance Incentive	46,426	188,460	207,839	207,839	
683 JJCPA 2011 Realignment	53,736	32,812	37,434	37,434	
684 PRCS 2011 Realignment	94	-	10,250	10,250	
685 BSCC 2011 Realignment	100,000	100,000	100,000	100,000	
686 Juvenile Activities	-	3,565	10,780	10,780	

State Controller Schedules		County of Mono			Schedule 7
County Budget Act January 2010 Edition, revision #1		Summary of Financing Uses by Function and Fund Governmental Funds Fiscal Year 2019-20			
Description	2017-18 Actuals	2018-19 Actuals Estimated	2019-20 Recommended	2019-20 Adopted by the Board of Supervisors	
1	2	3	4	5	
688 Probation-Drug Court Enhancement	-	34,234	125,000	125,000	
720 Inmate Welfare Trust	33,405	34,441	18,300	18,300	
Total Financing Uses	59,599,545	66,926,520	121,644,537	121,644,537	

State Controller Schedules County Budget Act January 2010 Edition, revision #1	County of Mono Detail of Financing Uses by Function, Activity and Budget Unit Governmental Funds 2019-20	Schedule 8
---	---	-------------------

Function, Activity and Budget Unit	2017-18 Actuals	2018-19 Actuals <u>Estimated</u>	2019-20 Recommended	2019-20 Adopted by the Board of Supervisors
1	2	3	4	5

GENERAL GOVERNMENT
Legislative & Administrative

Board of Supervisors	486,894	537,024	532,272	532,272
County Administrative Office	1,095,107	1,199,824	1,338,238	1,338,238
Total Legislative & Administrative	1,582,001	1,736,848	1,870,510	1,870,510

Finance

Assessor	1,082,592	1,192,736	1,361,067	1,361,067
Finance	2,187,698	2,003,564	2,022,585	2,022,585
Total Finance	3,270,290	3,196,300	3,383,652	3,383,652

Counsel

County Counsel	1,019,093	1,127,652	1,196,574	1,196,574
Total Counsel	1,019,093	1,127,652	1,196,574	1,196,574

Elections

Elections	170,454	254,045	302,492	302,492
Total Elections	170,454	254,045	302,492	302,492

Property Management

Public Works	883,139	1,034,987	1,016,741	1,016,741
County Facilities	2,489,515	2,818,878	2,731,923	2,731,923
Conway Ranch	89,897	55,055	95,651	95,651
Information Technology	1,692,104	1,671,658	1,853,861	1,853,861
Information Tech - Radio	149,208	551,359	446,734	446,734
Total Property Management	5,303,863	6,131,937	6,144,910	6,144,910

Plant Acquisition

Capital Improvement Projects	918,110	85,091	218,500	218,500
Accumulated Capital Outlay	139,791	139,791	150,000	150,000
Mono County Civic Center	5,955,864	5,955,864	19,611,114	19,611,114
Total Plant Acquisition	7,013,765	6,180,746	19,979,614	19,979,614

Promotion

Economic Development	491,403	660,190	684,724	684,724
Fish Enhancement	110,973	100,965	103,737	103,737
Tourism	401,117	344,741	361,410	361,410
Community Grants Program	-	-	-	-
Total Promotion	1,003,493	1,105,896	1,149,871	1,149,871

Other General

Disaster Assistance Fund	967,780	58,530	364,470	364,470
Operating Transfers and Contributions	3,537,097	4,101,222	3,159,193	3,159,193
Workforce Development	-	40,968	130,000	130,000

State Controller Schedules County Budget Act January 2010 Edition, revision #1	County of Mono Detail of Financing Uses by Function, Activity and Budget Unit Governmental Funds 2019-20	Schedule 8
---	--	-------------------

Function, Activity and Budget Unit	2017-18 Actuals	2018-19 Actuals <u>Estimated</u>	2019-20 Recommended	2019-20 Adopted by the Board of Supervisors
1	2	3	4	5

Contingency		-	399,549	399,549
Other Expense	-	268,048	900,000	900,000
Debt Service		216,331	153,367	153,367
Total Other General	27,684,568	4,685,099	5,106,579	5,106,579
Total General	47,047,527	24,418,523	39,134,202	39,134,202

PUBLIC PROTECTION

Judicial

District Attorney	1,762,096	1,800,343	1,889,384	1,889,384
DA-Justice Admin Grant		1,796	-	-
Victim Witness	267,648			
Public Administrator	2,303	150	6,450	6,450
GF Grant Programs (OES Marij & CalMet)	128,587			
Courts/County MOE	765,072	865,925	1,034,209	1,034,209
Grand Jury	4,744	7,919	10,000	10,000
Public Defender	711,631	588,824	768,500	768,500
Law Library	-	4,000	13,150	13,150
DA Diversion Fund	9,375			
Total Judicial	3,651,456	3,268,957	3,721,693	3,721,693

Police Protection

Sheriff	6,211,719	6,457,763	6,654,508	6,654,508
Boat Safety	139,582	140,050	137,614	137,614
Court Security	401,689	394,978	478,003	478,003
Off-Highway Vehicle Fund	61,969	61,288	64,554	64,554
Court Security 2011 Realignment	456,367	394,978	471,834	471,834
Criminal Justice Facility		5,526	26,909,863	26,909,863
Total Police Protection	7,271,326	7,454,583	34,716,376	34,716,376

Detention & Correction

Jail	2,716,459	2,630,199	2,841,633	2,841,633
Probation	1,714,722	1,374,775	1,646,282	1,646,282
Juvenile Detention center	159,788	32,163	6,000	6,000
CCP 2011 Realignment	881,315	647,142	912,920	912,920
YOBG 2011 Realignment	21,013	127,944	117,000	117,000
SB 678 Performance Incentive	46,426	188,460	199,867	199,867
JJCPA 2011 Realignment	53,736	32,812	37,434	37,434
PRCS 2011 Realignment	94	-	10,250	10,250
BSCC 2011 Realignment	100,000	100,000	100,000	100,000
Juvenile Activities	-	3,565	10,780	10,780

State Controller Schedules		County of Mono			Schedule 8
County Budget Act January 2010 Edition, revision #1		Detail of Financing Uses by Function, Activity and Budget Unit Governmental Funds 2019-20			
Function, Activity and Budget Unit	2017-18 Actuals	2018-19 Actuals Estimated	2019-20 Recommended	2019-20 Adopted by the Board of Supervisors	
1	2	3	4	5	
2011 Realignment Fund	5,262,487		-	-	
Inmate Welfare	33,405	34,441	18,300	18,300	
Total Detention & Correction	10,989,445	5,171,501	5,900,466	5,900,466	
Protective Inspection					
Agricultural Commissioner/ Sealer	156,366	161,807	159,935	159,935	
Total Protective Inspection	156,366	161,807	159,935	159,935	
Other Protection					
Clerk/Recorder	750,655	653,375	597,973	597,973	
Planning & Transportation	1,308,097	1,444,865	1,651,857	1,651,857	
Housing Development	103,091	33,880	27,510	27,510	
Code Compliance	135,728	206,297	277,653	277,653	
Planning Commission	15,203	15,097	17,642	17,642	
Building Department	337,511	363,822	469,808	469,808	
Local Agency Formation Commission	8,587		-	-	
Search and Rescue	47,709	59,828	48,434	48,434	
Emergency Services (OES)	175,552	30,639	-	-	
Animal Control	626,700	691,506	555,995	555,995	
Fish & Game Propagation	3,997	5,000	30,600	30,600	
Terrorism	89,752				
Geothermal	377,937	254,569	334,580	334,580	
Geothermal Royalties	138,069	-	-	-	
Total Other Protection	4,118,588	3,758,878	4,012,052	4,012,052	
Total Public Protection	26,187,181	19,815,726	48,510,522	48,510,522	
PUBLIC WAYS & FACILITY					
Public Ways					
Road Department	3,849,567	4,415,010	4,611,172	4,611,172	
State & Federal Road Projects	276,593	873,859	5,168,370	5,168,370	
Total Public Ways	4,126,160	5,288,869	9,779,542	9,779,542	
Total Public Ways & Facilities	4,126,160	5,288,869	9,779,542	9,779,542	
HEALTH & SANITATION					
Health					
Behavioral Health	1,054,097	1,148,450	1,179,850	1,179,850	
Alcohol and Drug Program	567,277	610,682	715,522	715,522	
Mental Health Services Act	1,093,262	1,397,245	4,251,420	4,251,420	
Public Health	2,223,612	2,475,305	2,823,318	2,823,318	
Health Education	326,020	396,738	334,561	334,561	
Bioterrorism	315,581	342,219	326,189	326,189	

State Controller Schedules		County of Mono			Schedule 8
County Budget Act January 2010 Edition, revision #1		Detail of Financing Uses by Function, Activity and Budget Unit Governmental Funds 2019-20			
Function, Activity and Budget Unit	2017-18 Actuals	2018-19 Actuals Estimated	2019-20 Recommended	2019-20 Adopted by the Board of Supervisors	
1	2	3	4	5	
BH 2011 Realignment	-	-	231,542	231,542	
Total Health	5,579,849	6,370,639	9,862,402	9,862,402	
Hospital Care					
Emergency Medical Services	4,157,791	4,421,728	4,391,513	4,391,513	
Bridgeport Urgent Care Clinic	31,037	-	-	-	
Total Hospital Care	4,188,828	4,421,728	4,391,513	4,391,513	
Total Health & Sanitation	9,768,677	10,792,367	14,253,915	14,253,915	
PUBLIC ASSISTANCE					
Administration					
Social Services	3,821,544	4,149,995	4,817,889	4,817,889	
County Childrens' Trust Fund	31,000				
Senior Services	306,876				
DSS 1991 Realignment		414,299	846,225	846,225	
DSS 2011 Realignment	785,528	785,528	1,449,155	1,449,155	
Total Administration	4,944,948	5,349,822	7,113,269	7,113,269	
Aid Programs					
Social Services Aid Program	524,313	439,119	668,000	668,000	
General Relief	15,841	11,007	14,500	14,500	
Total Aid Programs	540,154	450,126	682,500	682,500	
Court Wards					
Foster Care	65,962	28,884	127,529	127,529	
Total Court Wards	65,962	28,884	127,529	127,529	
Veterans Services					
Veterans Services	39,922	46,272	46,300	46,300	
Total Veterans Services	39,922	46,272	46,300	46,300	
Other Assistance					
Victim/Witness	-	267,648	287,703	287,703	
Social Services Department	-	30,308	31,000	31,000	
Workforce Investment Act	-	49,663	129,662	129,662	
Senior Services - ESAAA	-	358,677	324,209	324,209	
Total Other Assistance	-	706,296	772,574	772,574	
Total Public Assistance	5,590,986	6,581,400	8,742,172	8,742,172	
EDUCATION					
Agricultural Education					
Farm Advisor	25,566	29,635	39,300	39,300	
Total Agricultural Education	25,566	29,635	39,300	39,300	
Total Education	25,566	29,635	39,300	39,300	

State Controller Schedules County Budget Act January 2010 Edition, revision #1	County of Mono Detail of Financing Uses by Function, Activity and Budget Unit Governmental Funds 2019-20	Schedule 8
---	--	-------------------

Function, Activity and Budget Unit	2017-18 Actuals	2018-19 Actuals Estimated	2019-20 Recommended	2019-20 Adopted by the Board of Supervisors
1	2	3	4	5

DEBT SERVICE

Debt Service

Debt Service	696,504	-	-	-
Total Debt Service	696,504	-	-	-
Total Debt Service	696,504	-	-	-
GRAND TOTAL FINANCING USED BY FUNCTION	93,442,601	66,926,520	120,459,653	120,459,653

GENERAL GOVERNMENT

State Controller Schedules	County of Mono	Schedule 9
County Budget Act	Financing Sources and Uses by Budget Unit by Object	
January 2010 Edition, revision #1	Governmental Funds	General Fund
	Fiscal Year 2019-20	

Budget Unit **General**
Function **General** 100-10-001
Activity **Other General**

Detail by Revenue Category and Expenditure Object	2017-18 Actuals	2018-19 Actuals <i>Estimated</i>	2019-20 Recommended	2019-20 Adopted by the Board of Supervisors
1	2	3	4	5
Taxes				
10020 Property - Current Secured	-	16,567,131	17,268,000	17,268,000
10030 Property - Current Unsecured	-	1,239,919	1,230,000	1,230,000
10040 Property - Prior Secured	-	252,637	240,000	240,000
10050 Property - Prior Unsecured	-	4,076	2,000	2,000
10060 Property - Supplemental	-	291,654	223,300	223,300
10061 Property - Unitary	-	436,576	420,000	420,000
10062 Property - Excess ERAF	972,145	-	500,000	500,000
10080 Penalties/Cost - Delinquent Tax	366,286	271,843	200,000	200,000
10090 Sales & Use Tax	597,336	690,854	690,400	690,400
10100 Transient Occupancy Tax	2,661,212	2,642,657	2,725,000	2,725,000
10110 Property Transfer Tax	226,115	262,407	210,000	210,000
10160 VLF In-Lieu	1,628,456	1,697,102	1,697,100	1,697,100
Taxes	6,451,550	24,356,856	25,405,800	25,405,800
Licenses Permits & Franchises				
12030 Off-Highway Vehicle License	-	-	-	-
12200 Franchise Fees	207,464	199,833	192,000	192,000
Licenses Permits & Franchises	207,464	199,833	192,000	192,000
Fines, Forfeitures & Penalties				
13010 Vehicle Code Fines	191,337	140,622	163,000	163,000
13031 County Parking Fines (GC76000)	16	22	-	-
13040 General Fund Fines	860,490	610,390	660,000	660,000
13050 Blood Analysis PC 1463.14	3,605	3,838	3,100	3,100
13120 Forfeitures & Penalties	250	1,367	1,059	1,059
Fines, Forfeitures & Penalties	1,055,698	756,239	827,159	827,159
Use of Money and Property				
14010 Interest	96,465	144,127	110,000	110,000
14050 Rents & Concessions	5,500	6,000	6,000	6,000
Use of Money and Property	101,965	150,127	116,000	116,000
Intergovernmental Revenue				
15089 State - Motor Vehicle Excess Fees	6,025	5,542	6,000	6,000
15400 State - Homeowners Prop. Tax Exempt.	42,937	43,440	42,000	42,000
15405 State - Dept of Fish & Game PILT	15,756	15,756	15,756	15,756
15446 State - Revenue Stabilization	21,000	21,000	21,000	21,000
15460 State-Mandated Cost Reimbursement	9,435	11,798	-	-
15690 Federal - In Lieu Taxes (PILT)	1,250,413	1,318,592	1,300,000	1,300,000
Intergovernmental Revenue	1,345,566	1,416,128	1,384,756	1,384,756
Charges For Current Services				
16371 Professional Service Fees A-87	1,311,141	1,558,353	1,516,236	1,516,236
16900 Other Charges For Services	-	-	-	-
Charges For Current Services	1,311,141	1,558,353	1,516,236	1,516,236
Miscellaneous Revenues				
15630 Federal - Tobacco Settlement	150,306	145,693	145,000	145,000
17010 Miscellaneous Revenue	-	571	-	-

State Controller Schedules County Budget Act January 2010 Edition, revision #1	County of Mono Financing Sources and Uses by Budget Unit by Object Governmental Funds Fiscal Year 2019-20	Schedule 9 General Fund
--	--	--------------------------------

Budget Unit **General**
Function **General**
Activity **Other General** 100-10-001

Detail by Revenue Category and Expenditure Object	2017-18 Actuals	2018-19 Actuals <i>Estimated</i>	2019-20 Recommended	2019-20 Adopted by the Board of Supervisors
1	2	3	4	5
17255 Judgments, Damages & Settlements	-	-	-	-
Miscellaneous Revenues	150,306	146,264	145,000	145,000
Operating Transfers In				
18100 Transfer In	-	-	-	-
Operating Transfers In	-	-	-	-
Total Revenue	10,623,690	28,583,800	29,586,951	29,586,951
Services & Supplies				
32960 A-87 Cost Plan Charges	-	-	-	-
Services & Supplies	-	-	-	-
Total Expenditures/Appropriations	-	-	-	-
Net Cost	(10,623,690)	(28,583,800)	(29,586,951)	(29,586,951)

State Controller Schedules	County of Mono	Schedule 9
County Budget Act	Financing Sources and Uses by Budget Unit by Object	
January 2010 Edition, revision #1	Governmental Funds	General Fund
	Fiscal Year 2019-20	

Budget Unit **Board of Supervisors**
Function **General** 100-11-010
Activity **Legislative & Administrative**

Detail by Revenue Category and Expenditure Object	2017-18 Actuals	2018-19 Actuals Estimated	2019-20 Recommended	2019-20 Adopted by the Board of Supervisors
1	2	3	4	5
Charges For Current Services				
16010 Tax Administration Fees	502	354	450	450
Charges For Current Services	502	354	450	450
Miscellaneous Revenues				
17010 Miscellaneous Revenues	306	-	-	-
Miscellaneous Revenues	306	-	-	-
Total Revenue	808	354	450	450
Salaries & Benefits				
21100 Salaries & Wages	236,113	250,360	250,776	250,776
21130 Auto Allowance		37,920	37,920	37,920
22100 Employee Benefits	132,668	56,508	44,523	44,523
22110 Health (medical, dental, vision)	-	71,173	75,412	75,412
22120 PERS	-	30,308	29,221	29,221
Salaries & Benefits	368,781	446,269	437,852	437,852
Services & Supplies				
30280 Telephone	1,200	1,500	1,500	1,500
30500 Workers' Comp Ins Expense	7,235	8,696	686	686
30510 Liability Insurance Expense	5,208	5,735	5,505	5,505
31700 Memberships	14,489	14,600	15,200	15,200
32000 Office Expense	5,829	3,992	6,000	6,000
32010 Technology Expense	2,528	4,940	4,939	4,939
32500 Professional & Specialized Services	3,963	3,528	4,250	4,250
32800 Publications & Legal Notices	7,332	2,828	4,500	4,500
32860 Rents & Leases Other	155	161	200	200
32950 Rents & Leases Structure	6,017	5,495	5,724	5,724
33120 Special Departmental Expense	1,200	5,533	4,000	4,000
33350 Travel & Training	57,242	28,112	33,000	33,000
33351 Fuel/Vehicle Expense	1,021	1,090	1,000	1,000
33360 Motor Pool Expense	4,694	4,545	7,915	7,915
Services & Supplies	118,113	90,755	94,419	94,419
Total Expenditures/Appropriations	486,894	537,024	532,271	532,271
Net Cost	486,086	536,670	531,821	531,821

State Controller Schedules	County of Mono	Schedule 9
County Budget Act	Financing Sources and Uses by Budget Unit by Object	
January 2010 Edition, revision #1	Governmental Funds	General Fund
	Fiscal Year 2019-20	

Budget Unit **County Administrative Office**
Function **General** 100-11-020
Activity **Legislative & Administrative**

Detail by Revenue Category and Expenditure Object	2017-18 Actuals	2018-19 Actuals Estimated	2019-20 Recommended	2019-20 Adopted by the Board of Supervisors
1	2	3	4	5
Licenses Permits & Franchises				
12060 Film Permit Fees	1,550	1,450	2,400	2,400
Licenses Permits & Franchises	1,550	1,450	2,400	2,400
Use of Money and Property				
14050 Rents & Concessions	6,820	8,445	5,000	5,000
Use of Money and Property	6,820	8,445	5,000	5,000
Charges for Services				
16610 Insurance Loss Prevention Subs	-	-	-	-
16611 Special Event Insurance	661	291	800	800
Charges for Services	661	291	800	800
Miscellaneous Revenues				
17010 Miscellaneous Income				
17130 Electronic Key Fee	170	78	-	-
Miscellaneous Revenues	170	78	-	-
Operating Transfers In				
18100 Transfer In	-	-	-	-
Operating Transfers In	-	-	-	-
Total Revenue	9,201	10,264	8,200	8,200
Salaries & Benefits				
21100 Salaries & Wages	579,266	578,674	650,054	650,054
21120 Overtime	407	1,576	1,500	1,500
22100 Employee Benefits	350,341	119,623	88,396	88,396
22110 Health (medical, dental, vision)	-	96,262	146,700	146,700
22120 PERS	-	128,422	184,686	184,686
Salaries & Benefits	930,014	924,557	1,071,336	1,071,336
Services & Supplies				
30280 Telephone	3,720	2,938	5,340	5,340
30500 Workers' Comp Ins Expense	11,554	8,547	8,238	8,238
30510 Liability Insurance Expense	6,723	8,615	10,059	10,059
31200 Equipment Maintenance	6,712	9,819	10,000	10,000
31700 Memberships	1,308	964	500	500
32000 Office Expense	16,260	11,647	10,000	10,000
32010 Technology Expense	5,205	8,174	9,435	9,435
32360 Consulting Services	-	-	90,000	90,000
32390 Legal Services	-	-	-	-
32450 Contract Services	18,673	53,832	20,000	20,000
32500 Professional & Specialized Services	12,992	96,684	-	-
32950 Rents & Leases Structure	42,513	46,046	43,000	43,000
33120 Special Departmental Expense	3,121	2,302	2,930	2,930
33140 Recruitment	6,800	8,219	37,500	37,500
33151 Special Event Insurance Costs	454	(13)	-	-
33350 Travel & Training	9,606	3,242	5,000	5,000
33351 Vehicle/Fuel Expense	3,376	2,641	2,000	2,000

State Controller Schedules	County of Mono	Schedule 9
County Budget Act	Financing Sources and Uses by Budget Unit by Object	
January 2010 Edition, revision #1	Governmental Funds	General Fund
	Fiscal Year 2019-20	

Budget Unit **County Administrative Office**
Function **General** 100-11-020
Activity **Legislative & Administrative**

Detail by Revenue Category and Expenditure Object	2017-18 Actuals	2018-19 Actuals Estimated	2019-20 Recommended	2019-20 Adopted by the Board of Supervisors
1	2	3	4	5
33360 Motor Pool	16,076	11,610	12,900	12,900
70500 Credit Card Clearing	-	-	-	-
Services & Supplies	165,093	275,267	266,902	266,902
Capital Assets / Equipment				
53030 Capital Equipment	-	-	-	-
Capital Assets / Equipment	-	-	-	-
Total Expenditures/Appropriations	1,095,107	1,199,824	1,338,238	1,338,238
Net Cost	1,085,906	1,189,560	1,330,038	1,330,038

State Controller Schedules	County of Mono	Schedule 9
County Budget Act	Financing Sources and Uses by Budget Unit by Object	
January 2010 Edition, revision #1	Governmental Funds	General Fund
	Fiscal Year 2019-20	

Budget Unit **Finance**
Function **General**
Activity **Finance** 100-12-070

Detail by Revenue Category and Expenditure Object	2017-18 Actuals	2018-19 Actuals <i>Estimated</i>	2019-20 Recommended	2019-20 Adopted by the Board of Supervisors
1	2	3	4	5
Licenses Permits & Franchises				
12020 Business Licenses	24,453	19,628	18,000	18,000
Licenses Permits & Franchises	<u>24,453</u>	<u>19,628</u>	<u>18,000</u>	<u>18,000</u>
Use of Money and Property				
14030 CalPERS Prepayment Discount	-	120,386	139,092	139,092
Use of Money and Property	<u>-</u>	<u>120,386</u>	<u>139,092</u>	<u>139,092</u>
Charges For Current Services				
16010 Tax Administration Fees	133,590	136,197	110,000	110,000
16040 Research Fees/Costs - Finance	11,330	10,640	3,500	3,500
16180 Tax Bill Changes/Spec Assessments	-	24	-	-
16470 Accounting Services	31,658	21,534	30,000	30,000
16503 Collection Revenue	16,538	9,879	-	-
16550 Miscellaneous Property Tax Fees	25	-	-	-
16560 Redemption Fees	1,770	1,740	1,200	1,200
16570 Supplemental Tax Collection Fee	49,302	68,858	35,000	35,000
Charges For Current Services	<u>244,213</u>	<u>248,872</u>	<u>179,700</u>	<u>179,700</u>
Miscellaneous Revenues				
17010 Miscellaneous Income	-	-	-	-
17030 Credit Card Rebates	10,000	12,698	10,000	10,000
Miscellaneous Revenues	<u>10,000</u>	<u>12,698</u>	<u>10,000</u>	<u>10,000</u>
Operating Transfers				
18100 Transfer In	-	-	-	-
Operating Transfers	<u>-</u>	<u>-</u>	<u>-</u>	<u>-</u>
Total Revenue	278,666	401,584	346,792	346,792
Salaries & Benefits				
21100 Salaries & Wages	874,896	787,610	863,627	863,627
21120 Overtime	13,000	2,707	13,000	13,000
22100 Employee Benefits	154,090	170,812	118,590	118,590
22110 Health (medical, dental, vision)	237,514	196,899	225,162	225,162
22120 PERS	256,825	244,087	243,442	243,442
Salaries & Benefits	<u>1,536,325</u>	<u>1,402,115</u>	<u>1,463,821</u>	<u>1,463,821</u>
Services & Supplies				
30280 Telephone	4,189	4,293	5,400	5,400
30500 Workers' Comp Ins Expense	16,885	23,399	17,197	17,197
30510 Liability Insurance Expense	9,540	11,890	10,721	10,721
31200 Equipment Maintenance	174,426	-	-	-
31700 Memberships	1,696	1,891	3,000	3,000
32000 Office Expense	40,457	40,254	50,000	50,000
32010 Technology Expense	11,363	15,969	14,771	14,771
32020 Technology Expense - Software Licenses	-	215,492	203,475	203,475
32350 Annual Audit	78,550	87,985	133,700	133,700
32360 Consulting Services	18,638	33,086	20,000	20,000
32500 Professional & Specialized Services	160,747	51,197	41,900	41,900

State Controller Schedules	County of Mono	Schedule 9
County Budget Act	Financing Sources and Uses by Budget Unit by Object	
January 2010 Edition, revision #1	Governmental Funds	General Fund
	Fiscal Year 2019-20	

Budget Unit **Finance**
Function **General**
Activity **Finance** 100-12-070

Detail by Revenue Category and Expenditure Object	2017-18 Actuals	2018-19 Actuals <i>Estimated</i>	2019-20 Recommended	2019-20 Adopted by the Board of Supervisors
1	2	3	4	5
32800 Publications & Legal Notices	3,241	2,647	6,000	6,000
33120 Special Departmental Expense	44,979	20,432	20,100	20,100
33199 Special Department - Interfund	-	-	-	-
33350 Travel & Training	25,454	24,458	32,000	32,000
33351 Fuel/Vehicle Expense	174	46	-	-
33360 Motor Pool	620	-	500	500
35210 Bond/Loan Interest	1,580	215	-	-
60045 Bond/Loan Principle Repayment	103,784	68,195	-	-
70500 Credit Card Clearing	-	-	-	-
Services & Supplies	696,323	601,449	558,764	558,764
Capital Assets / Equipment				
53030 Fixed Assets - Equipment	21,750	-	-	-
Capital Assets / Equipment	21,750	-	-	-
Total Expenditures/Appropriations	2,254,398	2,003,564	2,022,585	2,022,585
Net Cost	1,975,732	1,601,980	1,675,793	1,675,793

State Controller Schedules	County of Mono	Schedule 9
County Budget Act	Financing Sources and Uses by Budget Unit by Object	
January 2010 Edition, revision #1	Governmental Funds	General Fund
	Fiscal Year 2019-20	

Budget Unit Assessor
Function General
Activity Finance
100-12-100

Detail by Revenue Category and Expenditure Object	2017-18 Actuals	2018-19 Actuals Estimated	2019-20 Recommended	2019-20 Adopted by the Board of Supervisors
1	2	3	4	5
Charges For Current Services				
16010 Tax Administration Fees	354,063	416,866	320,000	320,000
Charges For Current Services	354,063	416,866	320,000	320,000
Miscellaneous Revenues				
17010 Miscellaneous Income	3,111	3,534	3,000	3,000
Miscellaneous Revenues	3,111	3,534	3,000	3,000
Total Revenue	357,174	420,400	323,000	323,000
Salaries & Benefits				
21100 Salaries & Wages	572,470	561,246	659,596	659,596
21120 Overtime	43	-	-	-
22100 Employee Benefits	368,084	136,343	91,261	91,261
22110 Health (medical, dental, vision)	-	118,563	151,648	151,648
22120 PERS	-	157,269	187,021	187,021
Salaries & Benefits	940,597	973,421	1,089,526	1,089,526
Services & Supplies				
30280 Telephone	-	-	-	-
30500 Workers' Comp Ins Expense	13,755	12,712	12,357	12,357
30510 Liability Insurance Expense	6,014	7,172	8,219	8,219
31200 Equipment Maintenance	43,278	-	-	-
31700 Memberships	2,414	1,962	2,150	2,150
32000 Office Expense	18,452	19,575	15,181	15,181
32010 Technology Expense	5,674	11,169	9,710	9,710
32020 Technology Expense - Software Licenses	-	66,005	54,511	54,511
32360 Consulting Services	2,214	2,035	50,000	50,000
32390 Legal Services	30,002	45,886	50,000	50,000
32450 Contract Services	5,398	40,462	10,000	10,000
32800 Publications & Legal Notices	1,109	-	-	-
33120 Special Departmental Expense	-	-	42,000	42,000
33350 Travel & Training	7,818	8,596	11,550	11,550
33351 Fuel/Vehicle Expense	1,251	824	2,000	2,000
33360 Motor Pool	4,616	2,917	3,863	3,863
Services & Supplies	141,995	219,315	271,541	271,541
Capital Assets / Equipment				
53030 Capital Equipment	-	-	-	-
Capital Assets / Equipment	-	-	-	-
Total Expenditures/Appropriations	1,082,592	1,192,736	1,361,067	1,361,067
Net Cost	725,418	772,336	1,038,067	1,038,067

State Controller Schedules	County of Mono	Schedule 9
County Budget Act	Financing Sources and Uses by Budget Unit by Object	
January 2010 Edition, revision #1	Governmental Funds	General Fund
	Fiscal Year 2019-20	

Budget Unit County Counsel

Function **General**

100-13-120

Activity **Counsel**

Detail by Revenue Category and Expenditure Object	2017-18 Actuals	2018-19 Actuals <i>Estimated</i>	2019-20 Recommended	2019-20 Adopted by the Board of Supervisors
1	2	3	4	5
Charges For Current Services				
16010 Tax Administration Fees	3,858	606	3,000	3,000
16163 SB2 Reimbursement	6,642	-	-	-
16371 Consulting Service/Legal Fees	10,497	10,125	2,000	2,000
Charges For Current Services	<u>20,997</u>	<u>10,731</u>	<u>5,000</u>	<u>5,000</u>
Miscellaneous Revenues				
17010 Miscellaneous Income	-	1,200	-	-
Miscellaneous Revenues	<u>-</u>	<u>1,200</u>	<u>-</u>	<u>-</u>
Total Revenue	<u>20,997</u>	<u>11,931</u>	<u>5,000</u>	<u>5,000</u>
Salaries & Benefits				
21100 Salaries & Wages	560,146	588,036	596,697	596,697
22100 Employee Benefits	317,455	139,006	81,199	81,199
22110 Health (medical, dental, vision)	-	83,933	88,238	88,238
22120 PERS	-	145,649	167,285	167,285
Salaries & Benefits	<u>877,601</u>	<u>956,624</u>	<u>933,419</u>	<u>933,419</u>
Services & Supplies				
30280 Telephone	3,003	3,600	3,600	3,600
30500 Workers' Comp Ins Expense	4,619	6,838	6,865	6,865
30510 Liability Insurance Expense	3,088	3,677	4,193	4,193
31700 Memberships	3,578	5,243	6,000	6,000
32000 Office Expense	6,401	7,199	7,000	7,000
32010 Technology Expense	1,125	5,944	5,850	5,850
32390 Legal Services	14,202	36,275	125,000	125,000
32450 Contract Services	-	-	2,000	2,000
32500 Professional & Specialized Services	10,273	-	-	-
32950 Rents & Leases - Structure	63,039	68,981	70,100	70,100
33120 Special Departmental Expense	5,633	15,505	12,500	12,500
33350 Travel & Training	8,971	13,602	15,000	15,000
33351 Vehicle Fuel Costs	1,022	754	1,500	1,500
33360 Motor Pool	2,881	3,410	3,547	3,547
70500 Credit Card Clearing	2,047	-	-	-
Services & Supplies	<u>129,882</u>	<u>171,028</u>	<u>263,155</u>	<u>263,155</u>
Total Expenditures/Appropriations	<u>1,007,483</u>	<u>1,127,652</u>	<u>1,196,574</u>	<u>1,196,574</u>
Net Cost	<u>986,486</u>	<u>1,115,721</u>	<u>1,191,574</u>	<u>1,191,574</u>

State Controller Schedules	County of Mono	Schedule 9
County Budget Act	Financing Sources and Uses by Budget Unit by Object	
January 2010 Edition, revision #1	Governmental Funds	General Fund
	Fiscal Year 2019-20	

Budget Unit **Elections**
Function **General**
Activity **Elections**
100-15-181

Detail by Revenue Category and Expenditure Object	2017-18 Actuals	2018-19 Actuals <i>Estimated</i>	2019-20 Recommended	2019-20 Adopted by the Board of Supervisors
1	2	3	4	5
Intergovernmental Revenues				
15820 Federal Election Reimbursement	-	121,824	20,000	20,000
15821 State Election Reimbursement	561	1,762	-	-
15900 Other Govt Agencies	-	-	-	-
Intergovernmental Revenues	561	123,586	20,000	20,000
Charges For Current Services				
16410 Election Fees	22,333	14,208	1,500	1,500
Charges For Current Services	22,333	14,208	1,500	1,500
Other Financing Sources				
18150 Long Term Debt Proceeds	224,000	-	-	-
Other Financing Sources	224,000	-	-	-
Total Revenue	246,894	137,794	21,500	21,500
Salaries & Benefits				
21100 Salaries & Wages	40,607	53,969	80,252	80,252
21120 Overtime	-	-	-	-
22100 Employee Benefits	28,697	12,296	11,427	11,427
22110 Health (medical, dental, vision)	-	6,858	7,199	7,199
22120 PERS	-	39,148	14,490	14,490
Salaries & Benefits	69,304	112,271	113,368	113,368
Services & Supplies				
30280 Telephone/Communications	540	630	473	473
31200 Equipment Maintenance	18,539	-	-	-
32000 Office Expense	9,555	17,648	24,934	24,934
32010 Technology Expense	450	478	229	229
32020 Technology Expense - Software Licenses	-	38,220	38,050	38,050
32800 Publication & Legal Notices	1,253	1,112	3,000	3,000
33120 Special Departmental Expense	17,239	3,738	27,000	27,000
33122 Poll Worker Expense	6,100	6,585	10,500	10,500
33124 Ballot Expense	13,203	20,038	30,000	30,000
33350 Travel & Training	3,810	5,387	7,000	7,000
35210 Bond/Loan Interest	-	4,803	3,718	3,718
60045 Bond/Loan Principle Repayment	-	43,135	44,220	44,220
Services & Supplies	70,689	141,774	189,124	189,124
Capital Assets / Equipment				
53030 Fixed Assets - Equipment	224,403	-	-	-
Capital Assets / Equipment	224,403	-	-	-
Transfers Out				
60100 Operating Transfers Out	-	-	-	-
Total Transfers Out	-	-	-	-
Total Expenditures/Appropriations	364,396	254,045	302,492	302,492
Net Cost	117,502	116,251	280,992	280,992

State Controller Schedules	County of Mono	Schedule 9
County Budget Act	Financing Sources and Uses by Budget Unit by Object	
January 2010 Edition, revision #1	Governmental Funds	General Fund
	Fiscal Year 2019-20	

Budget Unit **Public Works Engineering**
Function **General** 100-17-720
Activity **Property Management**

Detail by Revenue Category and Expenditure Object	2017-18 Actuals	2018-19 Actuals Estimated	2019-20 Recommended	2019-20 Adopted by the Board of Supervisors
1	2	3	4	5
Charges For Current Services				
16100 Engineering Services - PW	-	-	5,000	5,000
16240 Labor Reimbursement	31,172	135,551	100,000	100,000
Charges For Current Services	31,172	135,551	105,000	105,000
Miscellaneous Revenues				
17150 Modernization/Micrographic Miscellaneous Revenues	-	-	-	-
Total Revenue	31,172	135,551	105,000	105,000
Salaries & Benefits				
21100 Salaries & Wages	462,149	551,843	554,821	554,821
21120 Overtime	(7)	943	1,000	1,000
22100 Employee Benefits	289,990	115,894	77,883	77,883
22110 Health (medical, dental, vision)	-	104,318	106,567	106,567
22120 PERS	-	117,197	147,153	147,153
Salaries & Benefits	752,132	890,195	887,424	887,424
Services & Supplies				
30280 Telephone	3,233	3,550	4,125	4,125
30500 Workers' Comp Ins Expense	17,864	11,878	9,949	9,949
30510 Liability Insurance Expense	3,431	3,527	4,142	4,142
31200 Equipment Maintenance	-	-	-	-
31700 Memberships	1,398	1,511	2,500	2,500
32000 Office Expense	5,673	10,809	6,000	6,000
32010 Technology Expense	3,177	10,763	7,893	7,893
32020 Technology Expense - Software Licenses	-	743	8,000	8,000
32360 Consulting Services	-	-	-	-
32450 Contract Services	17,739	18,935	20,000	20,000
32500 Professional & Specialized Services	24,394	20,000	-	-
32800 Publications & Legal Notices	38	132	-	-
32950 Rents & Leases - Structure	3,413	2,901	3,200	3,200
33120 Special Departmental Expense	1,180	-	-	-
33350 Travel & Training	2,884	1,981	5,000	5,000
33351 Fuel & Vehicle Expense	2,368	3,254	2,700	2,700
33360 Motor Pool	9,004	11,911	10,808	10,808
33600 Utilities - street lighting	35,211	42,897	45,000	45,000
Services & Supplies	131,007	144,792	129,317	129,317
Capital Assets / Equipment				
53030 Fixed Assets - Equipment	-	-	-	-
Capital Assets / Equipment	-	-	-	-
Total Expenditures/Appropriations	883,139	1,034,987	1,016,741	1,016,741
Net Cost	851,967	899,436	911,741	911,741

State Controller Schedules	County of Mono	Schedule 9
County Budget Act	Financing Sources and Uses by Budget Unit by Object	
January 2010 Edition, revision #1	Governmental Funds	General Fund
	Fiscal Year 2019-20	

Budget Unit **County Facilities**
Function **General**
Activity **Property Management**
100-17-729

Detail by Revenue Category and Expenditure Object	2017-18 Actuals	2018-19 Actuals Estimated	2019-20 Recommended	2019-20 Adopted by the Board of Supervisors
1	2	3	4	5
Charges For Current Services				
16090 Labor Reimbursement	150,260	-	500	500
Charges For Current Services	150,260	-	500	500
Miscellaneous Revenue				
17050 Donations & Contributions	-	-	500	500
17180 Courthouse Construction Fund	9,045	-	500	500
17250 Judgments, Damages & Settlements	400	-	500	500
Miscellaneous Revenue	9,445	-	1,500	1,500
Operating Transfers				
18100 Transfers In	-	-	-	-
Operating Transfers	-	-	-	-
Total Revenue	159,705	-	2,000	2,000
Salaries & Benefits				
21100 Salaries & Wages	765,044	831,255	855,331	855,331
21120 Overtime	316	657	1,500	1,500
22100 Employee Benefits	545,583	206,797	118,771	118,771
22110 Health (medical, dental, vision)	-	219,969	188,134	188,134
22120 PERS	-	222,000	243,007	243,007
Salaries & Benefits	1,310,943	1,480,678	1,406,743	1,406,743
Services & Supplies				
30120 Uniforms	3,082	3,057	5,500	5,500
30280 Telephone	58,500	58,211	59,375	59,375
30350 Household Expense	21,317	22,351	18,000	18,000
30500 Workers' Comp Ins Expense	123,137	74,177	85,797	85,797
30510 Liability Insurance Expense	66,103	92,869	118,280	118,280
31200 Equipment Maintenance	4,874	5,970	5,000	5,000
31400 Building Maintenance & Repair	124,829	119,534	187,000	187,000
31700 Memberships	1,095	1,130	1,700	1,700
32000 Office Expense	2,691	6,616	3,100	3,100
32010 Technology Expense	4,511	10,802	10,056	10,056
32020 Technology Expense - Software Li	-	-	5,000	5,000
32450 Contract Services	289,599	387,103	316,250	316,250
32500 Professional & Specialized Service	7,820	10,570	10,000	10,000
32860 Rents & Leases - Equipment	1,101	1,025	4,000	4,000
32950 Rents & Leases - Structure	7,818	8,158	7,800	7,800
33010 Small Tools & Instruments	8,131	8,488	10,700	10,700
33120 Special Departmental Expense	3,450	3,450	3,450	3,450
33350 Travel & Training	-	1,378	10,000	10,000
33351 Fuel & Vehicle Expense	35,595	42,722	35,000	35,000
33360 Motor Pool	90,707	96,130	89,172	89,172
33600 Utilities	324,212	354,697	340,000	340,000
Services & Supplies	1,178,572	1,308,438	1,325,180	1,325,180

State Controller Schedules County Budget Act January 2010 Edition, revision #1	County of Mono Financing Sources and Uses by Budget Unit by Object Governmental Funds Fiscal Year 2019-20	Schedule 9 General Fund
---	---	--------------------------------

Budget Unit **County Facilities**
Function **General**
Activity **Property Management**

100-17-729

Detail by Revenue Category and Expenditure Object	2017-18 Actuals	2018-19 Actuals Estimated	2019-20 Recommended	2019-20 Adopted by the Board of Supervisors
1	2	3	4	5
Capital Assets / Equipment				
52010 Land & Improvements	-	-	-	-
53030 Fixed Assets - Equipment	-	29,762	-	-
Capital Assets / Equipment	-	29,762	-	-
Total Expenditures/Appropriations	2,489,515	2,818,878	2,731,923	2,731,923
Net Cost	2,329,810	2,818,878	2,729,923	2,729,923

State Controller Schedules County Budget Act January 2010 Edition, revision #1	County of Mono Financing Sources and Uses by Budget Unit by Object Governmental Funds Fiscal Year 2019-20	Schedule 9 Conway Ranch Fund
--	--	-------------------------------------

Budget Unit **Conway Ranch**
Function **General**
Activity **Property Management** 103-17-735

Detail by Revenue Category and Expenditure Object	2017-18 Actuals	2018-19 Actuals Estimated	2019-20 Recommended	2019-20 Adopted by the Board of Supervisors
1	2	3	4	5
Use of Money & Property				
14010 Interest	(121)	(211)	-	-
14050 Grazing Leases	9,288	-	-	-
Use of Money & Property	9,167	(211)	-	-
Intergovernmental Revenue				
15900 Other Govt. Agencies	-	-	-	-
Intergovernmental Revenue	-	-	-	-
Miscellaneous Revenue				
17010 Miscellaneous Revenue	-	-	-	-
Miscellaneous Revenue	-	-	-	-
Operating Transfers				
18100 Transfers In	90,018	55,185	95,651	75,482
Operating Transfers	90,018	55,185	95,651	75,482
Total Revenue	99,185	54,974	95,651	75,482
Salaries & Benefits				
21100 Salaries & Wages	-	-	-	-
21100 Employee Benefits	11,426	-	-	-
22110 Health (medical, dental, vision)	-	-	-	-
22120 PERS	-	-	-	-
Salaries & Benefits	11,426	-	-	-
Services & Supplies				
30280 Telephone	150	-	-	-
30500 Workers' Comp Ins Expense	462	-	-	-
30510 Liability Insurance Expense	53,833	53,382	68,551	53,382
31400 Property Maintenance	1,749	942	8,100	3,100
32450 Contract Services	6,000	-	-	-
32500 Professional Services	2,000	-	-	-
33120 Special Departmental Expense	563	731	1,000	1,000
Services & Supplies	64,757	55,055	77,651	57,482
Capital Assets / Equipment				
52010 Land & Improvements	-	-	-	-
53030 Capital Equipment	17,682	-	18,000	18,000
Capital Assets / Equipment	17,682	-	18,000	18,000
Transfers Out				
60100 Transfers Out	-	-	-	-
Total Transfers Out	-	-	-	-
Total Expenditures/Appropriations	93,865	55,055	95,651	75,482
Net Cost	(5,320)	81	-	-

State Controller Schedules	County of Mono	Schedule 9
County Budget Act	Financing Sources and Uses by Budget Unit by Object	
January 2010 Edition, revision #1	Governmental Funds	General Fund
	Fiscal Year 2019-20	

Budget Unit Information Tech - Radio

Function **General**

100-17-151

Activity **Property Management**

Detail by Revenue Category and Expenditure Object	2017-18 Actuals	2018-19 Actuals Estimated	2019-20 Recommended	2019-20 Adopted by the Board of Supervisors
1	2	3	4	5
Use of Money & Property				
14080 Repeater Tower Rent	15,400	16,800	16,000	16,000
Use of Money & Property	<u>15,400</u>	<u>16,800</u>	<u>16,000</u>	<u>16,000</u>
Intergovernmental Revenue				
15499 St: Office Of Emergency Services	-	124,750	127,787	127,787
Intergovernmental Revenue	<u>-</u>	<u>124,750</u>	<u>127,787</u>	<u>127,787</u>
Charges For Current Services				
16951 It Service Contracts	-	-	25,000	25,000
Charges For Current Services	<u>-</u>	<u>-</u>	<u>25,000</u>	<u>25,000</u>
Operating Transfers				
1810 Transfers In	130,000	139,791	150,000	150,000
Operating Transfers	<u>130,000</u>	<u>139,791</u>	<u>150,000</u>	<u>150,000</u>
Total Revenue	145,400	281,341	318,787	318,787
Salaries & Benefits				
21100 Salaries & Wages	-	80,878	88,930	88,930
21120 Overtime	-	304	1,500	1,500
22100 Employee Benefits	-	18,986	11,832	11,832
22110 Health (medical, dental, vision)	-	9,608	10,972	10,972
22120 PERS	-	8,241	24,413	24,413
Salaries & Benefits	<u>-</u>	<u>118,017</u>	<u>137,647</u>	<u>137,647</u>
Services & Supplies				
30280 Telephone / Communications	2,819	2,255	7,800	7,800
31200 Equipment Maintenance	19,833	150,358	20,000	20,000
31400 Building/Land Maint & Repair	-	3,389	-	-
32000 Office Expense	-	602	1,000	1,000
32360 Consulting Services	24,240	102,074	58,000	58,000
32860 Rents & Leases - Other	27	408	3,000	3,000
32950 Rents & Leases - Real Property	7,196	7,441	10,000	10,000
33010 Small Tools & Instruments	4,123	12,405	15,000	15,000
33350 Travel & Training Expense	2,890	4,556	14,500	14,500
33351 Vehicle Fuel Costs	-	-	1,500	1,500
33360 Motor Pool Expense	-	5,379	6,000	6,000
33600 Utilities	8,816	11,927	9,500	9,500
Services & Supplies	<u>69,944</u>	<u>300,794</u>	<u>146,300</u>	<u>146,300</u>
Capital Assets / Equipment				
53030 Fixed Assets - Equipment	79,264	32,162	162,787	162,787
Capital Assets / Equipment	<u>79,264</u>	<u>32,162</u>	<u>162,787</u>	<u>162,787</u>
Transfers Out				
60100 Transfer Out	-	100,386	-	-
Transfers Out	<u>-</u>	<u>100,386</u>	<u>-</u>	<u>-</u>
Total Expenditures/Appropriations	149,208	551,359	446,734	446,734
Net Cost	3,808	270,018	127,947	127,947

State Controller Schedules County Budget Act January 2010 Edition, revision #1	County of Mono Financing Sources and Uses by Budget Unit by Object Governmental Funds Fiscal Year 2019-20	Schedule 9 Capital Improvement Projects Fund
--	--	---

Budget Unit **Capital Improvement Projects**
Function **General**
Activity **Plant Acquisition** 190-18-725

Detail by Revenue Category and Expenditure Object	2017-18 Actuals	2018-19 Actuals <i>Estimated</i>	2019-20 Recommended	2019-20 Adopted by the Board of Supervisors
1	2	3	4	5
Intergovernmental Revenue				
15900 Other Government Agencies	309,397	-	-	-
Intergovernmental Revenue	309,397	-	-	-
Miscellaneous Revenues				
17050 Donations & Contributions	550	-	-	-
Miscellaneous Revenues	550	-	-	-
Operating Transfers				
18100 Transfers In	717,551	101,000	15,000	15,000
Operating Transfers	717,551	101,000	15,000	15,000
Total Revenue				
	1,027,498	101,000	15,000	15,000
Services & Supplies				
31400 Building Maintenance	44	5,497	-	-
32500 Professional & Specialized Services	-	-	-	-
Services & Supplies	44	5,497	-	-
Capital Assets / Equipment				
52011 Buildings & Improvements	918,066	79,594	218,500	218,500
53023 Fixed Assets - Land	-	-	-	-
Capital Assets / Equipment	918,066	79,594	218,500	218,500
Operating Transfers				
60100 Transfers Out	-	-	-	-
Operating Transfers	-	-	-	-
Total Expenditures/Appropriations				
	918,110	85,091	218,500	218,500
Net Cost				
	(109,388)	(15,909)	203,500	203,500

State Controller Schedules County Budget Act January 2010 Edition, revision #1	County of Mono Financing Sources and Uses by Budget Unit by Object Governmental Funds Fiscal Year 2019-20	Schedule 9 Accumulated Capital Outlay Fund
--	--	---

Budget Unit **Accumulated Capital Outlay**
Function **General**
Activity **Plant Acquisition** 191-18-001

Detail by Revenue Category and Expenditure Object	2017-18 Actuals	2018-19 Actuals <i>Estimated</i>	2019-20 Recommended	2019-20 Adopted by the Board of Supervisors
1	2	3	4	5
Intergovernmental Revenue				
15900 Other Government Agencies	-	-	-	-
Intergovernmental Revenue	-	-	-	-
Miscellaneous Revenues				
17010 Miscellaneous	-	-	-	-
17050 Donations & Contributions	-	-	-	-
Miscellaneous Revenues	-	-	-	-
Operating Transfers				
18100 Transfers In	-	100,386	-	-
Operating Transfers	-	100,386	-	-
Total Revenue	-	100,386	-	-
Services & Supplies				
31400 Building Maintenance	-	-	-	-
32500 Professional & Specialized Services	-	-	-	-
Services & Supplies	-	-	-	-
Capital Assets / Equipment				
52011 Buildings & Improvements	-	-	-	-
53023 Fixed Assets - Land	-	-	-	-
Capital Assets / Equipment	-	-	-	-
Operating Transfers				
60100 Transfers Out	130,000	139,791	150,000	150,000
Operating Transfers	130,000	139,791	150,000	150,000
Total Expenditures/Appropriations	130,000	139,791	150,000	150,000
Net Cost	130,000	39,405	150,000	150,000

State Controller Schedules	County of Mono	Schedule 9
County Budget Act	Financing Sources and Uses by Budget Unit by Object	
January 2010 Edition, revision #1	Governmental Funds	Criminal Justice Facility
	Fiscal Year 2019-20	

Budget Unit **Criminal Justice Facility**
Function **General** 192-22-460
Activity **Plant Acquisition**

Detail by Revenue Category and Expenditure Object	2017-18 Actuals	2018-19 Actuals <i>Estimated</i>	2019-20 Recommended	2019-20 Adopted by the Board of Supervisors
1	2	3	4	5
Intergovernmental Revenue				
15,415 State - SB 844	-	-	25,000,000	25,000,000
15900 Other Government Agencies	-	-	-	-
Intergovernmental Revenue	-	-	25,000,000	25,000,000
Miscellaneous Revenues				
17040 In-kind Contributions	-	-	440,000	440,000
Miscellaneous Revenues	-	-	440,000	440,000
Operating Transfers				
18100 Transfers In	-	-	300,000	300,000
Operating Transfers	-	-	300,000	300,000
Other Financing Sources				
18000 Other Financing Sources	-	-	810,000	810,000
18150 Long Term Debt Proceeds	-	-	-	-
Other Financing Sources	-	-	810,000	810,000
Total Revenue	-	-	26,550,000	26,550,000
Services & Supplies				
35210 Bond/Loan Interest	-	-	-	-
60045 Bond/Loan Principle Repayment	-	-	-	-
Services & Supplies	-	-	-	-
Capital Assets / Equipment				
52011 Buildings & Improvements	19,557	5,526	26,909,863	26,909,863
53023 Fixed Assets - Land	-	-	-	-
Capital Assets / Equipment	19,557	5,526	26,909,863	26,909,863
Operating Transfers				
60100 Transfers Out	-	-	-	-
Operating Transfers	-	-	-	-
Total Expenditures/Appropriations	19,557	5,526	26,909,863	26,909,863
Net Cost	19,557	5,526	359,863	359,863

State Controller Schedules	County of Mono	Schedule 9
County Budget Act	Financing Sources and Uses by Budget Unit by Object	
January 2010 Edition, revision #1	Governmental Funds	Mono County Civic Center
	Fiscal Year 2019-20	

Budget Unit **Mono County Civic Center**
Function **General** 193-18-725
Activity **Plant Acquisition**

Detail by Revenue Category and Expenditure Object	2017-18 Actuals	2018-19 Actuals <i>Estimated</i>	2019-20 Recommended	2019-20 Adopted by the Board of Supervisors
1	2	3	4	5
Use of Money & Property				
14010 Interest	-	231,757	210,000	210,000
Use of Money & Property	-	231,757	210,000	210,000
Operating Transfers				
18100 Transfers In	150,000	100,386	65,000	65,000
Operating Transfers	150,000	100,386	65,000	65,000
Other Financing Sources				
18150 Long Term Debt Proceeds	-	19,940,000	-	-
18151 Premiums on Debt Issuance	-	2,266,117	-	-
Other Financing Sources	-	22,206,117	-	-
Total Revenue	150,000	22,538,260	275,000	275,000
Services & Supplies				
32500 Professional & Specialized Services	87,125	24,758	356,000	356,000
35200 Bond Expenses	-	324,076	5,000	5,000
35210 Bond/Loan Interest	-	263,715	939,975	939,975
Services & Supplies	87,125	612,549	1,300,975	1,300,975
Capital Assets / Equipment				
52011 Buildings & Improvements	-	5,343,315	18,260,139	18,260,139
Capital Assets / Equipment	-	5,343,315	18,260,139	18,260,139
Operating Transfers				
60100 Transfers Out	-	-	50,000	50,000
Operating Transfers	-	-	50,000	50,000
Total Expenditures/Appropriations	87,125	5,955,864	19,611,114	19,611,114
Net Cost	(62,875)	(16,582,396)	19,336,114	19,336,114

State Controller Schedules County Budget Act January 2010 Edition, revision #1	County of Mono Financing Sources and Uses by Budget Unit by Object Governmental Funds Fiscal Year 2019-20	Schedule 9 General Fund
--	--	--------------------------------

Budget Unit **Economic Development**
Function **General**
Activity **Promotion** 100-19-190

Detail by Revenue Category and Expenditure Object	2017-18 Actuals	2018-19 Actuals <i>Estimated</i>	2019-20 Recommended	2019-20 Adopted by the Board of Supervisors
1	2	3	4	5
Intergovernmental Revenues				
15504 Federal - CDBG	-	-	-	-
Intergovernmental Revenues	-	-	-	-
Miscellaneous Revenue				
16240 Labor Reimbursement	-	-	-	-
Miscellaneous Revenue	-	-	-	-
Total Revenue	-	-	-	-
Salaries & Benefits				
21100 Salaries & Wages	211,024	232,540	263,427	263,427
21120 Overtime	455	-	-	-
22100 Employee Benefits	180,779	56,635	36,713	36,713
22110 Health (medical, dental, vision)	-	80,468	84,564	84,564
22120 PERS	-	66,331	74,842	74,842
Salaries & Benefits	392,258	435,974	459,546	459,546
Services & Supplies				
30280 Telephone	3,067	3,060	3,060	3,060
30500 Workers' Comp Ins Expense	4,265	5,128	4,119	4,119
30510 Liability Insurance Expense	3,567	3,832	4,202	4,202
32000 Office Expense	3,678	193	1,000	1,000
32010 Technology Expense	2,952	3,891	3,806	3,806
32020 Technology Expense - Software Licenses	-	1,100	9,100	9,100
32450 Contract Services	43,853	54,817	54,000	54,000
32500 Professional & Specialized Services	10,885	19,330	28,129	28,129
32950 Rents & Leases Structure	14,945	16,187	11,745	11,745
33350 Travel & Training	7,277	6,184	8,000	8,000
33351 Fuel & Vehicle Expense	1,159	1,679	1,500	1,500
33360 Motor Pool	3,497	6,989	3,500	3,500
Services & Supplies	99,145	122,390	132,161	132,161
Total Expenditures/Appropriations	491,403	558,364	591,707	591,707
Net Cost	491,403	558,364	591,707	591,707

State Controller Schedules County Budget Act January 2010 Edition, revision #1	County of Mono Financing Sources and Uses by Budget Unit by Object Governmental Funds Fiscal Year 2019-20	Schedule 9 Fish Enhancement Fund
--	--	---

Budget Unit **Fish Enhancement**
Function **General**
Activity **Promotion** 102-19-192

Detail by Revenue Category and Expenditure Object	2017-18 Actuals	2018-19 Actuals <i>Estimated</i>	2019-20 Recommended	2019-20 Adopted by the Board of Supervisors
1	2	3	4	5
Use of Money & Property				
14010 Interest	(465)	552	-	-
Use of Money & Property	(465)	552	-	-
Miscellaneous Revenues				
17010 Miscellaneous	-	-	-	-
Miscellaneous Revenues	-	-	-	-
Operating Transfers				
18010 Transfers In	158,837	103,737	103,737	103,737
Operating Transfers	158,837	103,737	103,737	103,737
Total Revenue	158,372	104,289	103,737	103,737
Services & Supplies				
32000 Office Supplies	63	65	100	100
32450 Contract Services	100,600	95,044	100,000	100,000
33120 Special Department Expense	8,500	3,500	-	-
33350 Travel & Training Expense	1,810	2,356	3,637	3,637
Services & Supplies	110,973	100,965	103,737	103,737
Total Expenditures/Appropriations	110,973	100,965	103,737	103,737
Net Cost	(47,399)	(3,324)	-	-

State Controller Schedules	County of Mono	Schedule 9
County Budget Act	Financing Sources and Uses by Budget Unit by Object	
January 2010 Edition, revision #1	Governmental Funds	Tourism Fund
	Fiscal Year 2019-20	

Budget Unit **Tourism**
Function **General**
Activity **Promotion** 105-19-191

Detail by Revenue Category and Expenditure Object	2017-18 Actuals	2018-19 Actuals <i>Estimated</i>	2019-20 Recommended	2019-20 Adopted by the Board of Supervisors
1	2	3	4	5
Taxes				
10100 Transient Occupancy Tax	295,636	293,511	299,710	299,710
Taxes	<u>295,636</u>	<u>293,511</u>	<u>299,710</u>	<u>299,710</u>
Use of Money & Property				
14010 Interest	1,953	3,791	500	500
Use of Money & Property	<u>1,953</u>	<u>3,791</u>	<u>500</u>	<u>500</u>
Intergovernmental Revenues				
15476 State - Recreational Trails Grant	-	-	-	-
15900 Other Government Agencies	-	-	-	-
Intergovernmental Revenues	<u>-</u>	<u>-</u>	<u>-</u>	<u>-</u>
Charges For Current Services				
16499 Booking Fee Revenue	1,461	899	1,500	1,500
16500 Fees for Advertising Space	35,135	43,925	40,000	40,000
Charges For Current Services	<u>36,596</u>	<u>44,824</u>	<u>41,500</u>	<u>41,500</u>
Miscellaneous Revenues				
17010 Miscellaneous Income	(11)	-	4,700	4,700
17050 Donations & Contributions	2,664	2,819	-	-
Miscellaneous Revenues	<u>2,653</u>	<u>2,819</u>	<u>4,700</u>	<u>4,700</u>
Operating Transfers				
18100 Transfers In	107,121	10,000	15,000	15,000
Operating Transfers	<u>107,121</u>	<u>10,000</u>	<u>15,000</u>	<u>15,000</u>
Total Revenue	443,959	354,945	361,410	361,410
Services & Supplies				
30280 Communications	-	-	500	500
31700 Memberships	2,300	4,276	3,925	3,925
32000 Office Expense	5,542	5,077	5,276	5,276
32010 Technology Expense	750	-	-	-
32020 Technology Expense - Software Licenses	-	26,500	27,000	27,000
32450 Contract Services	85,870	55,234	49,550	49,550
32500 Professional & Specialized Services	175,770	181,404	180,459	180,459
33120 Special Department Expense	40,449	46,590	47,000	47,000
33350 Travel & Training	23,928	19,660	37,700	37,700
33351 Vehicle Fuel Costs	-	-	-	-
33360 Motor Pool Expense	-	-	-	-
70500 Credit Card Clearing	-	-	-	-
Services & Supplies	<u>334,609</u>	<u>338,741</u>	<u>351,410</u>	<u>351,410</u>
Other Charges				
47010 Contribution to Other Govt Agencies	10,000	-	-	-
47020 Contributions to Non-Profit Organizations	50,410	6,000	10,000	10,000
Other Charges	<u>60,410</u>	<u>6,000</u>	<u>10,000</u>	<u>10,000</u>
Operating Transfers				
60100 Transfers Out	-	-	-	-
Operating Transfers	<u>-</u>	<u>-</u>	<u>-</u>	<u>-</u>

State Controller Schedules County Budget Act January 2010 Edition, revision #1	County of Mono Financing Sources and Uses by Budget Unit by Object Governmental Funds Fiscal Year 2019-20	Schedule 9 Tourism Fund
--	--	--------------------------------

Budget Unit **Tourism**
Function **General**
Activity **Promotion**

105-19-191

Detail by Revenue Category and Expenditure Object	2017-18 Actuals	2018-19 Actuals Estimated	2019-20 Recommended	2019-20 Adopted by the Board of Supervisors
1	2	3	4	5
Total Expenditures/Appropriations	395,019	344,741	361,410	361,410
Net Cost	(48,940)	(10,204)	-	-

State Controller Schedules County Budget Act January 2010 Edition, revision #1	County of Mono Financing Sources and Uses by Budget Unit by Object Governmental Funds Fiscal Year 2019-20	Schedule 9 Community Support Programs
--	--	--

Budget Unit **Community Support Programs**
Function **General** 109-19-190
Activity **Promotion**

Detail by Revenue Category and Expenditure Object	2017-18 Actuals	2018-19 Actuals <i>Estimated</i>	2019-20 Recommended	2019-20 Adopted by the Board of Supervisors
1	2	3	4	5
Use of Money & Property				
14010 Interest	-	-	-	-
Use of Money & Property	-	-	-	-
Miscellaneous Revenues				
17010 Miscellaneous	-	-	-	-
Miscellaneous Revenues	-	-	-	-
Operating Transfers				
18100 Transfers In	-	99,000	79,000	79,000
Operating Transfers	-	99,000	79,000	79,000
Total Revenue	-	99,000	79,000	79,000
Other Charges				
47010 Contribution to Other Govt Agencies	-	-	-	-
47020 Contributions to Non-Profit Organizations	-	101,826	93,017	93,017
Other Charges	-	101,826	93,017	93,017
Total Expenditures/Appropriations	-	101,826	93,017	93,017
Net Cost	-	2,826	14,017	14,017

State Controller Schedules	County of Mono	Schedule 9
County Budget Act	Financing Sources and Uses by Budget Unit by Object	
January 2010 Edition, revision #1	Governmental Funds	General Fund
	Fiscal Year 2019-20	

Budget Unit Information Technology

Function **General** 100-17-150
Activity **Other General**

Detail by Revenue Category and Expenditure Object	2017-18 Actuals	2018-19 Actuals Estimated	2019-20 Recommended	2019-20 Adopted by the Board of Supervisors
1	2	3	4	5
Charges For Current Services				
16199 Charges for Services - Interfund	10,000	-	-	-
16900 Misc Charges for Services	345	427	-	-
16951 IT Service Contracts	332,300	324,947	318,620	318,620
16960 GIS Fees	3,556	49	-	-
Charges For Current Services	<u>346,201</u>	<u>325,423</u>	<u>318,620</u>	<u>318,620</u>
Operating Transfers				
1810 Transfers In	-	-	-	-
Operating Transfers	<u>-</u>	<u>-</u>	<u>-</u>	<u>-</u>
Total Revenue	346,201	325,423	318,620	318,620
Salaries & Benefits				
21100 Salaries & Wages	811,315	801,705	967,869	967,869
21120 Overtime	6,292	6,161	6,000	6,000
22100 Employee Benefits	539,434	180,082	131,139	131,139
22110 Health (medical, dental, vision)	-	185,290	221,899	221,899
22120 PERS	-	238,755	264,004	264,004
Salaries & Benefits	<u>1,357,041</u>	<u>1,411,993</u>	<u>1,590,911</u>	<u>1,590,911</u>
Services & Supplies				
30280 Telephone	103,273	99,244	137,695	137,695
30500 Workers' Comp Ins Expense	49,833	64,259	31,860	31,860
30510 Liability Insurance Expense	8,907	11,065	11,851	11,851
31200 Equipment Maintenance	7,893	9,636	10,000	10,000
31400 Building/Land Maint & Repair	-	-	-	-
32000 Office Expense	4,626	4,552	4,000	4,000
32010 Technology Expense	9,451	16,700	14,833	14,833
32020 Technology Expense - Software Licenses	100	4,632	7,730	7,730
32360 Consulting Services	20,444	3,300	3,300	3,300
32860 Rents & Leases - Other	86,889	-	-	-
32950 Rents & Leases Structure	15,852	17,233	16,729	16,729
33350 Travel & Training	15,161	17,525	18,500	18,500
33351 Fuel /Vehicle Expense	2,794	3,626	2,000	2,000
33360 Motor Pool	9,840	7,893	4,452	4,452
70500 Credit Card Clearing	-	-	-	-
Services & Supplies	<u>335,063</u>	<u>259,665</u>	<u>262,950</u>	<u>262,950</u>
Capital Assets / Equipment				
53030 Fixed Assets - Equipment	-	-	-	-
Capital Assets / Equipment	<u>-</u>	<u>-</u>	<u>-</u>	<u>-</u>
Operating Transfers				
60100 Transfer Out	-	-	-	-
Operating Transfers	<u>-</u>	<u>-</u>	<u>-</u>	<u>-</u>
Total Expenditures/Appropriations	1,692,104	1,671,658	1,853,861	1,853,861
Net Cost	1,345,903	1,346,235	1,535,241	1,535,241

State Controller Schedules County Budget Act January 2010 Edition, revision #1	County of Mono Financing Sources and Uses by Budget Unit by Object Governmental Funds Fiscal Year 2019-20	Schedule 9 Disaster Assistance Fund
--	--	--

Budget Unit **Disaster Assistance Fund**
Function **General** 179-10-001
Activity **Other General**

Detail by Revenue Category and Expenditure Object	2017-18 Actuals	2018-19 Actuals <i>Estimated</i>	2019-20 Recommended	2019-20 Adopted by the Board of Supervisors
1	2	3	4	5
Use of Money & Property				
14010 Interest	8,470	8,302	-	-
Use of Money & Property	8,470	8,302	-	-
Intergovernmental Revenues				
15095 State - Disaster Relief	1,409,739	573,031	-	-
15806 Federal - FEMA Disaster Assistance	-	-	-	-
15900 Other - Other Govt Agencies	55,678	-	-	-
Intergovernmental Revenues	1,465,417	573,031	-	-
Miscellaneous Revenues				
17100 Insurance Reimbursement	-	-	-	-
Miscellaneous Revenues	-	-	-	-
Operating Transfers				
18100 Transfers In	-	-	-	-
Operating Transfers	-	-	-	-
Total Revenue	1,473,887	581,333	-	-
Services & Supplies				
32450 Contract Services	-	-	-	-
33120 Special Department Expense	2,352	-	-	-
32500 Professional & Specialized Services	-	-	-	-
Services & Supplies	2,352	-	-	-
Capital Assets / Equipment				
52010 Land & Improvements	676,732	58,530	-	-
Capital Assets / Equipment	676,732	58,530	-	-
Transfers Out				
60100 Transfer Out	288,696	-	364,470	364,470
	288,696	-	364,470	364,470
Total Expenditures/Appropriations	967,780	58,530	364,470	364,470
Net Cost	(506,107)	(522,803)	364,470	364,470

State Controller Schedules County Budget Act January 2010 Edition, revision #1	County of Mono Financing Sources and Uses by Budget Unit by Object Governmental Funds Fiscal Year 2019-20	Schedule 9 General Fund
--	--	--------------------------------

Budget Unit General Fund Operating Transfers and Contributions to Other Agencies
Function General 100-10-071
Activity Other General

Detail by Revenue Category and Expenditure Object	2017-18 Actuals	2018-19 Actuals Estimated	2019-20 Recommended	2019-20 Adopted by the Board of Supervisors
1	2	3	4	5
Intergovernmental Revenues				
15310 State-Public Safety Sales Tax Fire Dept.	150,000	164,875	150,000	150,000
Intergovernmental Revenues	150,000	164,875	150,000	150,000
Operating Transfers				
18100 Transfers In	50,000	-	-	-
Operating Transfers	50,000	-	-	-
Total Revenue	200,000	164,875	150,000	150,000
Other Charges				
47010 Contribution to Other Governments	263,028	26,162	298,511	298,511
47020 Contributions to Non-Profits	158,000	150,000	150,000	150,000
Other Charges	421,028	176,162	448,511	448,511
Transfers Out				
60100 Transfer Out General Reserve	250,000	500,000	-	-
60100 Transfer Out Stabilization Fund	660,000	1,024,180	343,000	343,000
60100 Transfer Out Road Fund	650,000	822,033	522,033	522,033
60100 Transfer Out Capital Improvement	-	51,000	-	-
60100 Transfer Out Mono County Civic Center	150,000	-	65,000	65,000
60100 Transfer Out Motor Pool (CARB)	500,000	500,000	730,600	730,600
60100 Transfer Out Affordable Housing	-	200,000	200,000	200,000
60100 Transfer Out Conway Ranch	90,018	55,185	95,651	95,651
60100 Transfer Out Fish Enhancement	158,837	103,737	103,737	103,737
60100 Transfer Out Tourism Fund	107,121	10,000	10,000	10,000
60100 Transfer Out Community Support	-	99,000	84,000	84,000
60100 Transfer Out Cemeteries	20,000	8,440	22,488	22,488
60100 Transfer Out Law Library	9,150	9,150	-	-
60100 Transfer Out Behavioral Health	7,149	7,149	7,149	7,149
60100 Transfer Out Social Services	350,000	350,000	353,500	353,500
60100 Transfer Out Indigent Care	10,817	4,249	14,500	14,500
60100 Transfer Out Senior Program	152,977	180,937	159,024	159,024
Total Transfers Out	3,116,069	3,925,060	2,710,682	2,710,682
Total Expenditures/Appropriations	3,537,097	4,101,222	3,159,193	3,159,193
Net Cost	3,337,097	3,936,347	3,009,193	3,009,193

State Controller Schedules	County of Mono	Schedule 9
County Budget Act	Financing Sources and Uses by Budget Unit by Object	
January 2010 Edition, revision #1	Governmental Funds	General Reserves Fund
	Fiscal Year 2019-20	

Budget Unit **General Reserves**
Function **General** 101-10-001
Activity **Other General**

Detail by Revenue Category and Expenditure Object	2017-18 Actuals	2018-19 Actuals <i>Estimated</i>	2019-20 Recommended	2019-20 Adopted by the Board of Supervisors
1	2	3	4	5
Use of Money & Property				
14010 Interest	30,008	46,878	-	-
Use of Money & Property	30,008	46,878	-	-
Operating Transfers				
18100 Transfers In	250,000	500,000	364,470	364,470
Operating Transfers	250,000	500,000	364,470	364,470
Total Revenue	280,008	546,878	364,470	364,470
Operating Transfers				
60100 Operating Transfers Out	-	-	-	-
Operating Transfers	-	-	-	-
Total Expenditures/Appropriations	-	-	-	-
Net Cost	(280,008)	(546,878)	(364,470)	(364,470)

State Controller Schedules County Budget Act January 2010 Edition, revision #1	County of Mono Financing Sources and Uses by Budget Unit by Object Governmental Funds Fiscal Year 2019-20	Schedule 9 Stabilization Fund
--	--	--------------------------------------

Budget Unit **Stabilization Fund**
Function **General** 151-10-001
Activity **Other General**

Detail by Revenue Category and Expenditure Object	2017-18 Actuals	2018-19 Actuals Estimated	2019-20 Recommended	2019-20 Adopted by the Board of Supervisors
1	2	3	4	5
Use of Money & Property				
14010 Interest	21,349	40,436	-	-
Use of Money & Property	<u>21,349</u>	<u>40,436</u>	-	-
Operating Transfers				
18100 Transfers In	660,000	1,024,180	343,000	343,000
Operating Transfers	<u>660,000</u>	<u>1,024,180</u>	<u>343,000</u>	<u>343,000</u>
Total Revenue	681,349	1,064,616	343,000	343,000
Operating Transfers				
60100 Operating Transfers Out	-	-	-	-
Operating Transfers	<u>-</u>	<u>-</u>	<u>-</u>	<u>-</u>
Total Expenditures/Appropriations	-	-	-	-
Net Cost	(681,349)	(1,064,616)	(343,000)	(343,000)

State Controller Schedules County Budget Act January 2010 Edition, revision #1	County of Mono Financing Sources and Uses by Budget Unit by Object Governmental Funds Fiscal Year 2019-20	Schedule 9 Workforce Development
--	--	---

Budget Unit **Workforce Development**
Function **General** 659-10-300
Activity **Other General**

Detail by Revenue Category and Expenditure Object	2017-18 Actuals	2018-19 Actuals <i>Estimated</i>	2019-20 Recommended	2019-20 Adopted by the Board of Supervisors
1	2	3	4	5
Use of Money & Property				
14010 Interest	-	(107)	-	-
Use of Money & Property	-	(107)	-	-
Miscellaneous Revenues				
17010 Miscellaneous Revenue	-	-	60,000	60,000
Miscellaneous Revenues	-	-	60,000	60,000
Operating Transfers				
1810 Transfers In	-	200,000	-	-
Operating Transfers	-	200,000	-	-
Total Revenue	-	199,893	60,000	60,000
Services & Supplies				
32360 Consulting Services	-	-	120,000	120,000
32450 Contract Services	-	40,968	10,000	10,000
Services & Supplies	-	40,968	130,000	130,000
Operating Transfers				
60100 Transfer Out	-	-	-	-
Operating Transfers	-	-	-	-
Total Expenditures/Appropriations	-	40,968	130,000	130,000
Net Cost	-	(158,925)	70,000	70,000

PUBLIC PROTECTION

State Controller Schedules	County of Mono	Schedule 9
County Budget Act	Financing Sources and Uses by Budget Unit by Object	
January 2010 Edition, revision #1	Governmental Funds	General Fund
	Fiscal Year 2019-20	

Budget Unit **District Attorney**
Function **Public Protection**
Activity **Judicial** 100-21-430

Detail by Revenue Category and Expenditure Object	2017-18 Actuals	2018-19 Actuals Estimated	2019-20 Recommended	2019-20 Adopted by the Board of Supervisors
1	2	3	4	5
Intergovernmental Revenues				
15091 State-Motor Vehicle Theft Prevention/DUI	15,172	15,471	15,000	15,000
15300 COPS - DA	5,362	5,697	5,900	5,900
15310 State-Public Safety Sales Tax DA	141,645	144,621	150,000	150,000
15443 State - 2011 Realignment	6,096	6,480	6,000	6,000
Intergovernmental Revenues	168,275	172,269	176,900	176,900
Charges For Current Services				
16,199 Charges for Services - Interfund	1,000	-	-	-
16251 DA - NSF Fees	-	-	100	100
16270 DA Welfare Fraud Investigation Revenue	50,000	50,000	50,000	50,000
16280 DA Discovery Fees	240	390	250	250
Charges For Current Services	51,240	50,390	50,350	50,350
Miscellaneous Revenues				
17010 Miscellaneous	143	-	-	-
17200 DA Asset Forfeiture	-	-	-	-
17250 Judgments, Damages & Settlements	5,000	-	-	-
Miscellaneous Revenues	5,143	-	-	-
Operating Transfers				
18100 Transfers In	178,401	154,600	7,000	7,000
Operating Transfers	178,401	154,600	7,000	7,000
Total Revenue	403,059	377,259	234,250	234,250
Salaries & Benefits				
21100 Salaries & Wages	734,773	767,269	774,667	774,667
21120 Overtime	(1,274)	9,668	6,000	6,000
22100 Employee Benefits	613,777	154,985	92,336	92,336
22110 Health (medical, dental, vision)	-	126,423	142,484	142,484
22120 PERS	-	265,910	358,786	358,786
Salaries & Benefits	1,347,276	1,324,255	1,374,273	1,374,273
Services & Supplies				
30280 Telephone	13,543	8,860	10,442	10,442
30500 Workers' Comp Ins Expense	31,584	58,765	65,918	65,918
30510 Liability Insurance Expense	8,523	8,838	9,533	9,533
31010 Jury & Witness	38,773	2,817	15,000	15,000
31400 Building/Land Maint & Repair	-	-	-	-
31700 Memberships	4,716	5,680	5,500	5,500
32000 Office Expense	33,273	20,314	8,000	8,000
32010 Technology Expense	6,799	9,526	10,732	10,732
32450 Contract Services	19,251	24,096	57,500	57,500
32500 Professional & Specialized Services	8,900	5,275	7,000	7,000
32800 Publications & Legal Notices	33,566	16,877	13,500	13,500
32950 Rents & Leases - Structure	155,344	165,295	113,486	113,486
33120 Special Departmental Expense	12,835	13,184	8,000	8,000
33350 Travel & Training	7,076	12,754	12,000	12,000

State Controller Schedules	County of Mono	Schedule 9
County Budget Act	Financing Sources and Uses by Budget Unit by Object	
January 2010 Edition, revision #1	Governmental Funds	General Fund
	Fiscal Year 2019-20	

Budget Unit **District Attorney**
Function **Public Protection**
Activity **Judicial** 100-21-430

Detail by Revenue Category and Expenditure Object	2017-18 Actuals	2018-19 Actuals <i>Estimated</i>	2019-20 Recommended	2019-20 Adopted by the Board of Supervisors
1	2	3	4	5
33351 Fuel & Vehicle Expense	7,442	11,089	6,000	6,000
33360 Motor Pool Expense	32,360	42,659	26,500	26,500
70500 Credit Card Clearing	-	-	-	-
Services & Supplies	413,985	406,029	369,111	369,111
Other Charges				
41111 Support & Care - PA	835	-	-	-
Capital Assets / Equipment	835	-	-	-
Capital Assets / Equipment				
53030 Fixed Assets - Equipment	-	-	-	-
Capital Assets / Equipment	-	-	-	-
Total Expenditures/Appropriations	1,762,096	1,730,284	1,743,384	1,743,384
Net Cost	1,359,037	1,353,025	1,509,134	1,509,134

State Controller Schedules	County of Mono	Schedule 9
County Budget Act	Financing Sources and Uses by Budget Unit by Object	
January 2010 Edition, revision #1	Governmental Funds	General Fund
	Fiscal Year 2019-20	

Budget Unit **DA-Justice Admin Grant**
Function **Public Protection**
Activity **Judicial** 100-21-431

Detail by Revenue Category and Expenditure Object	2017-18 Actuals	2018-19 Actuals <i>Estimated</i>	2019-20 Recommended	2019-20 Adopted by the Board of Supervisors
1	2	3	4	5
Intergovernmental Revenues				
15810 Federal - Justice Assistance Grant	-	-	-	-
Intergovernmental Revenues	-	-	-	-
Operating Transfers				
18100 Transfers In	-	-	-	-
Operating Transfers	-	-	-	-
Total Revenue				
Salaries & Benefits				
21100 Salaries & Wages	-	-	-	-
21120 Overtime	-	-	-	-
22100 Employee Benefits	-	-	-	-
22110 Health (medical, dental, vision)	-	-	-	-
22120 PERS	-	-	-	-
Salaries & Benefits	-	-	-	-
Services & Supplies				
30280 Telephone	-	-	-	-
32000 Office Expense	-	-	-	-
32950 Rents & Leases - Structure	-	-	-	-
33137 Special Dept - Testing	-	-	-	-
33141 Confidential Funds	-	-	-	-
33350 Travel & Training	-	-	-	-
33351 Fuel & Vehicle Expense	-	-	-	-
33360 Motor Pool Expense	-	1,796	-	-
Services & Supplies	-	1,796	-	-
Other Charges				
47010 Contributions to Other Governments	-	-	-	-
Other Charges	-	-	-	-
Capital Assets / Equipment				
53030 Fixed Assets - Equipment	-	-	-	-
Capital Assets / Equipment	-	-	-	-
Total Expenditures/Appropriations				
	-	1,796	-	-
Net Cost				
	-	1,796	-	-

State Controller Schedules	County of Mono	Schedule 9
County Budget Act	Financing Sources and Uses by Budget Unit by Object	
January 2010 Edition, revision #1	Governmental Funds	General Fund
	Fiscal Year 2019-20	

Budget Unit **District Attorney - Victim Witness**
Function **Public Protection**
Activity **Judicial** 100-56-433

Detail by Revenue Category and Expenditure Object	2017-18 Actuals	2018-19 Actuals Estimated	2019-20 Recommended	2019-20 Adopted by the Board of Supervisors
1	2	3	4	5
Intergovernmental Revenues				
15803 Victim Witness Grant	88,750	119,121	289,553	289,553
Intergovernmental Revenues	88,750	119,121	289,553	289,553
Operating Transfers				
18100 Transfers In	-	-	-	-
Operating Transfers	-	-	-	-
Total Revenue	88,750	119,121	289,553	289,553
Salaries & Benefits				
21100 Salaries & Wages	80,238	113,407	146,305	146,305
21120 Overtime	801	1,540	-	-
22100 Employee Benefits	35,951	22,048	6,441	6,441
22110 Health (medical, dental, vision)	-	11,016	27,433	27,433
22120 PERS	-	23,698	13,431	13,431
Salaries & Benefits	116,990	171,709	193,610	193,610
Services & Supplies				
30280 Telephone	799	1,061	660	660
30500 Workers' Comp Ins Expense	1,422	1,709	-	-
30510 Liability Insurance Expense	619	702	-	-
31700 Membership Fees	-	-	80	80
32000 Office Expense	7,120	81,186	5,891	5,891
32010 Technology Expenses	1,462	-	-	-
3202 Technology Expense-Software Licenses	-	-	54,001	54,001
32450 Contract Services	-	-	150	150
32950 RENTS & LEASES - REAL PROPERTY	-	-	9,714	9,714
33120 Special Department Expense	216	21	-	-
33350 Travel & Training	4,016	10,733	6,105	6,105
33351 Fuel & Vehicle Expense	180	527	8,376	8,376
33360 Motor Pool Expense	-	-	-	-
Services & Supplies	15,834	95,939	84,977	84,977
Capital Assets / Equipment				
53030 Fixed Assets - Equipment	-	-	9,116	9,116
Capital Assets / Equipment	-	-	9,116	9,116
Total Expenditures/Appropriations	132,824	267,648	287,703	287,703
Net Cost	44,074	148,527	(1,850)	(1,850)

State Controller Schedules County Budget Act January 2010 Edition, revision #1	County of Mono Financing Sources and Uses by Budget Unit by Object Governmental Funds Fiscal Year 2019-20	Schedule 9 General Fund
--	--	--------------------------------

Budget Unit **District Attorney - Public Administrator**
Function **Public Protection**
Activity **Judicial** 100-21-435

Detail by Revenue Category and Expenditure Object	2017-18 Actuals	2018-19 Actuals <i>Estimated</i>	2019-20 Recommended	2019-20 Adopted by the Board of Supervisors
1	2	3	4	5
Operating Transfers				
18100 Transfers In	-	-	-	-
Operating Transfers	-	-	-	-
Total Revenue	-	-	-	-
Services & Supplies				
33120 Special Department Expense	2,303	150	3,000	3,000
Services & Supplies	2,303	150	3,000	3,000
Total Expenditures/Appropriations	2,303	150	3,000	3,000
Net Cost	2,303	150	3,000	3,000

State Controller Schedules County Budget Act January 2010 Edition, revision #1	County of Mono Financing Sources and Uses by Budget Unit by Object Governmental Funds Fiscal Year 2019-20	Schedule 9 GF Grant Programs Fund
--	--	--

Budget Unit **GF Grant Programs**
Function **Public Protection**
Activity **Judicial** 106-21-430

Detail by Revenue Category and Expenditure Object	2017-18 Actuals	2018-19 Actuals <i>Estimated</i>	2019-20 Recommended	2019-20 Adopted by the Board of Supervisors
1	2	3	4	5
Intergovernmental Revenues				
15530 Federal - OES Marijuana Grant	14,000	-	14,000	14,000
15802 Federal - OES Cal-Mmet Grant	111,367	123,060	125,000	125,000
15900 Other - Other Government Agencies	-	-	-	-
Intergovernmental Revenues	125,367	123,060	139,000	139,000
Operating Transfers				
18100 Transfers In	-	-	-	-
Operating Transfers	-	-	-	-
Total Revenue	125,367	123,060	139,000	139,000
Salaries & Benefits				
21100 Salaries & Wages	30,000	20,000	20,000	20,000
21120 Overtime	3,756	1,956	5,000	5,000
22100 Employee Benefits	35,000	25,000	25,000	25,000
Salaries & Benefits	68,756	46,956	50,000	50,000
Services & Supplies				
30280 Telephone	3,000	-	-	-
32000 Office Expense	754	5,644	10,000	10,000
32010 Technology Expense	-	-	-	-
32950 Rents & Leases - Real Property	-	-	51,325	51,325
33120 Special Dept Expense	4,752	12,859	7,675	7,675
33141 Confidential Funds	-	-	20,000	20,000
Services & Supplies	8,506	18,503	89,000	89,000
Capital Assets / Equipment				
53030 Fixed Assets - Equipment	-	-	-	-
Capital Assets / Equipment	-	-	-	-
Operating Transfers				
60100 Operating Transfers Out	51,325	-	-	-
Operating Transfers	51,325	-	-	-
Total Expenditures/Appropriations	128,587	65,459	139,000	139,000
Net Cost	3,220	(57,601)	-	-

State Controller Schedules County Budget Act January 2010 Edition, revision #1	County of Mono Financing Sources and Uses by Budget Unit by Object Governmental Funds Fiscal Year 2019-20	Schedule 9 General Fund
---	---	--

Budget Unit **Courts - County MOE**
Function **Public Protection**
Activity **Judicial** 100-21-075

Detail by Revenue Category and Expenditure Object	2017-18 Actuals	2018-19 Actuals Estimated	2019-20 Recommended	2019-20 Adopted by the Board of Supervisors
1	2	3	4	5
Services & Supplies				
33,120 Special Department Expense	-	-	167,878	167,878
38000 Revenue MOE	555,940	656,793	657,199	657,199
38001 Court Facilities MOE	209,132	209,132	209,132	209,132
Services & Supplies	765,072	865,925	1,034,209	1,034,209
Total Expenditures/Appropriations	765,072	865,925	1,034,209	1,034,209
Net Cost	765,072	865,925	1,034,209	1,034,209

State Controller Schedules County Budget Act January 2010 Edition, revision #1	County of Mono Financing Sources and Uses by Budget Unit by Object Governmental Funds Fiscal Year 2019-20	Schedule 9 General Fund
---	---	--

Budget Unit **Grand Jury**
Function **Public Protection**
Activity **Judicial** 100-21-077

Detail by Revenue Category and Expenditure Object	2017-18 Actuals	2018-19 Actuals Estimated	2019-20 Recommended	2019-20 Adopted by the Board of Supervisors
1	2	3	4	5
Services & Supplies				
31010 Jury & Witness	3,757	7,327	9,000	9,000
32000 Office Expense	987	592	1,000	1,000
32010 Technology Expenses	-	-	-	-
32500 Professional & Specialized Services	-	-	-	-
Services & Supplies	4,744	7,919	10,000	10,000
Total Expenditures/Appropriations	4,744	7,919	10,000	10,000
Net Cost	4,744	7,919	10,000	10,000

State Controller Schedules	County of Mono	Schedule 9
County Budget Act	Financing Sources and Uses by Budget Unit by Object	
January 2010 Edition, revision #1	Governmental Funds	General Fund
	Fiscal Year 2019-20	

Budget Unit **Public Defender**
Function **Public Protection**
Activity **Judicial** 100-21-076

Detail by Revenue Category and Expenditure Object	2017-18 Actuals	2018-19 Actuals <i>Estimated</i>	2019-20 Recommended	2019-20 Adopted by the Board of Supervisors
1	2	3	4	5
Fines, Forfeitures & Penalties				
13070 Small Claims Advice	330	328	300	300
Fines, Forfeitures & Penalties	<u>330</u>	<u>328</u>	<u>300</u>	<u>300</u>
Intergovernmental Revenues				
15443 State - 2011 Realignment	6,096	5,256	4,500	4,500
Intergovernmental Revenues	<u>6,096</u>	<u>5,256</u>	<u>4,500</u>	<u>4,500</u>
Charges For Current Services				
16050 Legal Services Fees - Public Defender	9,917	15,110	8,600	8,600
16980 Legal Services Courts	23,090	10,838	12,750	12,750
Charges For Current Services	<u>33,007</u>	<u>25,948</u>	<u>21,350</u>	<u>21,350</u>
Operating Transfers				
18100 Operating Transfers In	16,959	-	-	-
Operating Transfers	<u>16,959</u>	<u>-</u>	<u>-</u>	<u>-</u>
Total Revenue	56,392	31,532	26,150	26,150
Services & Supplies				
32390 Legal Services	39,525	-	-	-
32450 Contract Services	609,780	524,598	600,000	600,000
32500 Professional / Expert Services	62,326	64,226	168,500	168,500
Services & Supplies	<u>711,631</u>	<u>588,824</u>	<u>768,500</u>	<u>768,500</u>
Total Expenditures/Appropriations	711,631	588,824	768,500	768,500
Net Cost	655,239	557,292	742,350	742,350

State Controller Schedules County Budget Act January 2010 Edition, revision #1	County of Mono Financing Sources and Uses by Budget Unit by Object Governmental Funds Fiscal Year 2019-20	Schedule 9 Law Library Fund
--	--	------------------------------------

Budget Unit **Law Library Fund**
Function **Public Protection**
Activity **Judicial** 156-21-078

Detail by Revenue Category and Expenditure Object	2017-18 Actuals	2018-19 Actuals <i>Estimated</i>	2019-20 Recommended	2019-20 Adopted by the Board of Supervisors
1	2	3	4	5
Use of Money & Property				
14010 Interest	191	869	-	-
Use of Money & Property	191	869	-	-
Miscellaneous Revenues				
17010 Miscellaneous Revenues	3,756	5,436	4,000	4,000
Miscellaneous Revenues	3,756	5,436	4,000	4,000
Operating Transfers				
18100 Transfers In	9,150	9,150	-	-
Operating Transfers	9,150	9,150	-	-
Total Revenue	13,097	15,455	4,000	4,000
Services & Supplies				
20010 Expenditures	-	4,000	13,150	13,150
Services & Supplies	-	4,000	13,150	13,150
Total Expenditures/Appropriations	-	4,000	13,150	13,150
Net Cost	(13,097)	(11,455)	9,150	9,150

State Controller Schedules County Budget Act January 2010 Edition, revision #1	County of Mono Financing Sources and Uses by Budget Unit by Object Governmental Funds Fiscal Year 2019-20	Schedule 9 DA Diversion Program
--	--	--

Budget Unit **DA Diversion Program**
Function **Public Protection**
Activity **Judicial** 155-21-430

Detail by Revenue Category and Expenditure Object	2017-18 Actuals	2018-19 Actuals <i>Estimated</i>	2019-20 Recommended	2019-20 Adopted by the Board of Supervisors
1	2	3	4	5
Use of Money & Property				
14010 Interest	96	100	-	-
Use of Money & Property	96	100	-	-
Charges For Current Services				
16051 DA Diversion Filing Fees	2,000	5,023	7,000	7,000
Charges For Current Services	2,000	5,023	7,000	7,000
Operating Transfers				
18100 Transfers In	-	-	-	-
Operating Transfers	-	-	-	-
Total Revenue	2,096	5,123	7,000	7,000
Operating Transfers				
60100 Operating Transfers Out	9,375	4,600	7,000	7,000
Operating Transfers	9,375	4,600	7,000	7,000
Total Expenditures/Appropriations	9,375	4,600	7,000	7,000
Net Cost	7,279	(523)	-	-

State Controller Schedules	County of Mono	Schedule 9
County Budget Act	Financing Sources and Uses by Budget Unit by Object	
January 2010 Edition, revision #1	Governmental Funds	General Fund
	Fiscal Year 2019-20	

Budget Unit **Sheriff - Coroner**
Function **Public Protection**
Activity **Police Protection** 100-22-440

Detail by Revenue Category and Expenditure Object	2017-18 Actuals	2018-19 Actuals Estimated	2019-20 Recommended	2019-20 Adopted by the Board of Supervisors
1	2	3	4	5
Fines, Forfeitures & Penalties				
12030 Off-Highway Vehicle License Fees	-	-	-	-
Fines, Forfeitures & Penalties	-	-	-	-
Use of Money & Property				
14010 Interest	-	-	-	-
14050 Rental Income	-	-	-	-
Use of Money & Property	-	-	-	-
Intergovernmental Revenues				
15300 COPS - Sheriff	139,427	148,745	125,000	125,000
15310 Public Safety Sales Tax - Sheriff	708,226	797,483	750,000	750,000
15330 State - Restitution 10%	188	140	168	168
15350 Rural Law Enforcement Assistance	500,000	500,000	500,000	500,000
15410 State - Off-Highway Vehicle Grant (Sheriff)	-	-	-	-
15470 State Post Reimbursement	11,776	10,304	1,000	1,000
15530 OES Marijuana Grant	-	-	-	-
15819 Federal - Misc Federal Grants	2,164	2,652	8,000	8,000
Intergovernmental Revenues	1,361,781	1,459,324	1,384,168	1,384,168
Charges For Current Services				
16120 Civil Process Service	4,798	3,995	5,000	5,000
16140 Concealed Weapons	2,119	1,120	2,000	2,000
16230 Law Enforcement Services Town	45,343	1,470	-	-
16231 Law Enforcement Services USFS	22,012	22,000	20,000	20,000
Charges For Current Services	74,272	28,585	27,000	27,000
Miscellaneous Revenues				
17010 Miscellaneous	5,295	2,644	1,900	1,900
17032 Explorer's Program	658	5,258	-	-
17020 Prior Year Revenue	-	-	-	-
17120 Miscellaneous Reimbursements	177	532	-	-
17300 Restitution	-	1,122	-	-
Miscellaneous Revenues	6,130	9,556	1,900	1,900
Other Financing Sources				
18010 Sale of Surplus Assets	-	-	-	-
Other Financing Sources	-	-	-	-
Operating Transfers				
18100 Transfers In	10,364	-	-	-
Operating Transfers	10,364	-	-	-
Total Revenue	1,452,547	1,497,465	1,413,068	1,413,068
Salaries & Benefits				
21100 Salaries & Wages	2,122,270	2,178,825	2,385,321	2,385,321
21120 Overtime	434,682	415,691	400,000	400,000
21410 Holiday Pay	101,942	106,032	112,449	112,449
22100 Employee Benefits	1,728,220	545,169	300,441	300,441
22110 Health (medical, dental, vision)	-	425,135	498,522	498,522

State Controller Schedules	County of Mono	Schedule 9
County Budget Act	Financing Sources and Uses by Budget Unit by Object	
January 2010 Edition, revision #1	Governmental Funds	General Fund
	Fiscal Year 2019-20	

Budget Unit **Sheriff - Coroner**
Function **Public Protection**
Activity **Police Protection** 100-22-440

Detail by Revenue Category and Expenditure Object	2017-18 Actuals	2018-19 Actuals <i>Estimated</i>	2019-20 Recommended	2019-20 Adopted by the Board of Supervisors
1	2	3	4	5
22120 PERS	-	675,957	979,445	979,445
Salaries & Benefits	4,387,114	4,346,809	4,676,178	4,676,178
Services & Supplies				
30120 Uniforms	2,821	6,242	4,600	4,600
30121 Safety Equipment MOU	17,103	16,699	30,000	30,000
30280 Telephone	91,628	117,172	95,000	95,000
30500 Workers' Comp Ins Expense	349,568	518,689	508,288	508,288
30510 Liability Insurance	161,705	162,015	156,222	156,222
31200 Equipment Maintenance	14,104	9,441	38,700	38,700
31400 Building Maintenance	1,081	141	2,200	2,200
31700 Memberships	4,416	4,943	5,800	5,800
32000 Office Expense	18,863	19,516	20,000	20,000
32010 Technology Expense	107,916	31,164	36,631	36,631
32020 Technology Expense - Software Licenses	-	69,112	71,869	71,869
32450 Contract Services	-	-	-	-
32500 Professional & Specialized Services	97,106	59,296	50,000	50,000
32800 Publications & Legal Notices	3,690	4,266	5,000	5,000
32950 Rents & Leases - Structure	900	900	900	900
33010 Small Tools & Instruments	38	17	130	130
33120 Special Departmental Expense	2,888	3,104	3,500	3,500
33130 Spec Dept Exp Ammunition	10,679	9,915	15,000	15,000
33132 Spec Dept Exp DARE	2,477	4,609	1,500	1,500
33133 Spec Dept Exp Identification Unit	300	926	-	-
33350 Travel & Training	58,130	59,876	98,487	98,487
33351 Fuel Expense	133,374	164,277	130,000	130,000
33360 Motor Pool	679,605	690,397	542,791	542,791
33600 Utilities	66,213	69,536	73,000	73,000
70500 Credit Card Clearing	-	-	-	-
Services & Supplies	1,824,605	2,022,253	1,889,618	1,889,618
Capital Assets / Equipment				
53030 Fixed Assets - Equipment	-	-	-	-
Capital Assets / Equipment	-	-	-	-
Operating Transfers				
60100 Transfers Out	-	-	-	-
Operating Transfers	-	-	-	-
Total Expenditures/Appropriations	6,211,719	6,369,062	6,565,796	6,565,796
Net Cost	4,759,172	4,871,597	5,152,728	5,152,728

State Controller Schedules	County of Mono	Schedule 9
County Budget Act	Financing Sources and Uses by Budget Unit by Object	
January 2010 Edition, revision #1	Governmental Funds	General Fund
	Fiscal Year 2019-20	

Budget Unit **Sheriff - Boat Safety**
Function **Public Protection**
Activity **Police Protection** 100-22-445

Detail by Revenue Category and Expenditure Object	2017-18 Actuals	2018-19 Actuals <i>Estimated</i>	2019-20 Recommended	2019-20 Adopted by the Board of Supervisors
1	2	3	4	5
Intergovernmental Revenues				
15420 State - Boat Safety	120,414	143,750	135,227	135,227
15801 Federal - Boating & Waterways	-	-	-	-
Intergovernmental Revenues	120,414	143,750	135,227	135,227
Total Revenue	120,414	143,750	135,227	135,227
Salaries & Benefits				
21100 Salaries & Wages	39,068	54,928	34,104	34,104
21120 Overtime	49,223	33,079	60,915	60,915
21410 Holiday Pay	1,084	2,753	2,387	2,387
22100 Employee Benefits	21,823	10,941	3,964	3,964
22110 Employee Benefits - Health (Medical-Dent)	-	10,252	-	-
22120 Employee Benefits - PERS (ER Portion)	-	7,422	-	-
Salaries & Benefits	111,198	119,375	101,370	101,370
Services & Supplies				
30120 Uniforms	-	-	-	-
30500 Workers' Comp Ins Expense	824	1,282	1,373	1,373
30510 Insurance Liability/Property	1,303	1,338	674	674
31200 Equipment Maintenance	541	1,162	8,941	8,941
32000 Office Expense	24	-	100	100
32860 Rents & Leases - Other	5,650	5,400	5,650	5,650
33350 Travel & Training	9,873	-	8,000	8,000
33351 Fuel	1,503	2,699	1,500	1,500
33352 Fuel (Boat)	902	1,227	2,800	2,800
33360 Motor Pool Expense	7,295	7,032	6,706	6,706
33600 Utilities	469	535	500	500
Services & Supplies	28,384	20,675	36,244	36,244
Capital Assets / Equipment				
53030 Fixed Assets - Equipment	-	-	-	-
Capital Assets / Equipment	-	-	-	-
Total Expenditures/Appropriations	139,582	140,050	137,614	137,614
Net Cost	19,168	(3,700)	2,387	2,387

State Controller Schedules	County of Mono	Schedule 9
County Budget Act	Financing Sources and Uses by Budget Unit by Object	
January 2010 Edition, revision #1	Governmental Funds	General Fund
	Fiscal Year 2019-20	

Budget Unit **Sheriff - Court Security**
Function **Public Protection**
Activity **Police Protection** 100-22-455

Detail by Revenue Category and Expenditure Object	2017-18 Actuals	2018-19 Actuals <i>Estimated</i>	2019-20 Recommended	2019-20 Adopted by the Board of Supervisors
1	2	3	4	5
Intergovernmental Revenues				
15360 State - AOC Court Screener	-	-	-	-
Intergovernmental Revenues	-	-	-	-
Operating Transfers				
18100 Transfers In	400,762	394,978	471,834	471,834
Operating Transfers	400,762	394,978	471,834	471,834
Total Revenue	400,762	394,978	471,834	471,834
Salaries & Benefits				
21100 Salaries & Wages	247,991	252,802	305,764	305,764
21120 Overtime	11,965	9,656	10,000	10,000
21410 Holiday Pay	6,274	6,668	6,822	6,822
22100 Employee Benefits	99,608	39,157	45,700	45,700
22110 Health (medical, dental, vision)	-	11,725	12,245	12,245
22120 PERS	-	45,792	46,502	46,502
Salaries & Benefits	365,838	365,800	427,033	427,033
Services & Supplies				
30120 Uniform Allowance	7,148	565	5,000	5,000
30280 Telephone	-	-	-	-
30500 Workers' Comp Ins Expense	9,641	12,152	6,865	6,865
30510 Insurance Liability/Property	4,132	4,915	3,368	3,368
31200 Equipment Maintenance	733	127	1,070	1,070
32000 Office Expense	-	-	100	100
32010 Technology Expenses	-	-	7,339	7,339
32500 Professional & Specialized Services	4,290	-	4,800	4,800
32800 Publications & Legal Notices	-	-	9,130	9,130
33350 Travel & Training	603	1,431	5,000	5,000
33351 Fuel Expense	1,374	1,538	5,200	5,200
33360 Motor Pool	7,930	8,450	3,098	3,098
Services & Supplies	35,851	29,178	50,970	50,970
Capital Assets / Equipment				
53030 Fixed Assets - Equipment	-	-	-	-
Capital Assets / Equipment	-	-	-	-
Total Expenditures/Appropriations	401,689	394,978	478,003	478,003
Net Cost	927	-	6,169	6,169

State Controller Schedules County Budget Act January 2010 Edition, revision #1	County of Mono Financing Sources and Uses by Budget Unit by Object Governmental Funds Fiscal Year 2019-20	Schedule 9 Off-Highway Vehicle Fund
--	--	--

Budget Unit **Off-Highway Vehicle Fund**
Function **Public Protection**
Activity **Police Protection** 145-22-440

Detail by Revenue Category and Expenditure Object	2017-18 Actuals	2018-19 Actuals <i>Estimated</i>	2019-20 Recommended	2019-20 Adopted by the Board of Supervisors
1	2	3	4	5
Fines, Forfeitures & Penalties				
12030 Off-Highway Vehicle License Fees	16,801	16,155	16,231	16,231
Fines, Forfeitures & Penalties	16,801	16,155	16,231	16,231
Use of Money & Property				
14010 Interest Income	(60)	(4)	-	-
Use of Money & Property	(60)	(4)	-	-
Intergovernmental Revenues				
15410 State - Off-Highway Vehicle Grant	-	71,977	48,323	48,323
Intergovernmental Revenues	-	71,977	48,323	48,323
Other Financing Sources				
18010 Sale of Surplus Assets	13,775	-	-	-
Other Financing Sources	13,775	-	-	-
Total Revenue	30,516	88,128	64,554	64,554
Salaries & Benefits				
21120 Overtime	37,160	50,979	50,820	50,820
22100 Employee Benefits	333	-	-	-
Salaries & Benefits	37,493	50,979	50,820	50,820
Services & Supplies				
31200 Equipment Maintenance	16,621	3,619	5,734	5,734
32950 Rents & Leases - Real Property	5,650	5,400	5,400	5,400
33351 Vehicle Fuel Costs	539	33	1,100	1,100
33360 Motor Pool Expense	1,666	1,257	1,500	1,500
33600 Utilities	-	-	-	-
Services & Supplies	24,476	10,309	13,734	13,734
Capital Assets / Equipment				
53030 Fixed Assets - Equipment	-	-	-	-
Capital Assets / Equipment	-	-	-	-
Total Expenditures/Appropriations	61,969	61,288	64,554	64,554
Net Cost	31,453	(26,840)	-	-

State Controller Schedules County Budget Act January 2010 Edition, revision #1	County of Mono Financing Sources and Uses by Budget Unit by Object Governmental Funds Fiscal Year 2019-20	Schedule 9 Court Security 2011 Realignment
--	--	---

Budget Unit Court Security 2011 Realignment
Function Public Protection
Activity Police Protection

146-22-455

Detail by Revenue Category and Expenditure Object	2017-18 Actuals	2018-19 Actuals <i>Estimated</i>	2019-20 Recommended	2019-20 Adopted by the Board of Supervisors
1	2	3	4	5
Use of Money & Property				
14010 Interest Income	1,442	13,000	-	-
Use of Money & Property	1,442	13,000	-	-
Intergovernmental Revenues				
15443 State - 2011 Realignment	535,799	518,662	533,686	533,686
Intergovernmental Revenues	535,799	518,662	533,686	533,686
Operating Transfers				
18100 Transfers In	519,875	-	-	-
Operating Transfers	519,875	-	-	-
Total Revenue	1,057,116	531,662	533,686	533,686
Services & Supplies				
20010 Expenditures	-	-	-	-
Services & Supplies	-	-	-	-
Operating Transfers				
60100 Transfers Out	456,367	394,978	471,834	471,834
Operating Transfers	456,367	394,978	471,834	471,834
Total Expenditures/Appropriations	456,367	394,978	471,834	471,834
Net Cost	(600,749)	(136,684)	(61,852)	(61,852)

State Controller Schedules	County of Mono	Schedule 9
County Budget Act	Financing Sources and Uses by Budget Unit by Object	
January 2010 Edition, revision #1	Governmental Funds	General Fund
	Fiscal Year 2019-20	

Budget Unit **Sheriff - Jail**
Function **Public Protection**
Activity **Detention & Correction** 100-23-460

Detail by Revenue Category and Expenditure Object	2017-18 Actuals	2018-19 Actuals Estimated	2019-20 Recommended	2019-20 Adopted by the Board of Supervisors
1	2	3	4	5
Intergovernmental Revenues				
15300 COPS - Jail	5,362	5,697	5,500	5,500
15471 State - STC Reimbursement Jail	10,798	4,615	11,180	11,180
15804 Federal - SCAAP Grant	-	-	-	-
15900 Other - Other Government Agencies	-	-	-	-
Intergovernmental Revenues	16,160	10,312	16,680	16,680
Charges For Current Services				
16230 Law Enforcement Services	292,309	383,542	389,288	389,288
16760 Inmate-Initiated Medical Visit Fee	12	-	-	-
16750 Jail Provided Meals	8	-	-	-
Charges For Current Services	292,329	383,542	389,288	389,288
Operating Transfers				
18100 Transfer In	233,891	-	-	-
Operating Transfers	233,891	-	-	-
Total Revenue	542,380	393,854	405,968	405,968
Salaries & Benefits				
21100 Salaries & Wages	946,707	928,765	1,017,933	1,017,933
21120 Overtime	278,893	307,228	325,000	325,000
21410 Holiday Pay	84,516	63,954	69,525	69,525
22100 Employee Benefits	780,384	217,882	108,716	108,716
22110 Health (medical, dental, vision)	-	278,926	352,194	352,194
22120 PERS	-	306,704	332,923	332,923
Salaries & Benefits	2,090,500	2,103,459	2,206,291	2,206,291
Services & Supplies				
30110 Clothing	7,263	4,387	7,800	7,800
30120 Uniforms	8,370	20,231	20,000	20,000
30122 Safety Equipment MOU	720	2,006	1,500	1,500
30280 Telephone	653	300	-	-
30286 Telephone/Comm - Inmate Welfare	-	-	1,000	1,000
30300 Food	166,698	167,204	194,200	194,200
30350 Household Expense	4,484	6,987	5,000	5,000
30500 Workers' Comp Ins Expense	164,845	126,742	125,531	125,531
30510 Insurance Liability/Property	23,055	24,223	21,913	21,913
31200 Equipment Maintenance	6,038	7,147	6,000	6,000
31206 Equip Maint & Repair - Inmate Welfare	-	-	500	500
31400 Building Maintenance	1,036	495	2,000	2,000
31406 Building Maintenance - Inmate Welfare	-	-	200	200
31530 Medical & Dental Services	121,183	77,834	120,000	120,000
32000 Office Expense	8,744	12,666	12,000	12,000
32010 Technology Expenses	13,464	19,285	25,698	25,698
32500 Professional & Specialized Services	35,288	1,100	16,000	16,000
32501 Prof & Spec Services Inmate Trans	-	-	-	-
32506 Professional Services - Inmate Welfare	-	-	700	700

State Controller Schedules	County of Mono	Schedule 9
County Budget Act	Financing Sources and Uses by Budget Unit by Object	
January 2010 Edition, revision #1	Governmental Funds	General Fund
	Fiscal Year 2019-20	

Budget Unit **Sheriff - Jail**
Function **Public Protection**
Activity **Detention & Correction** 100-23-460

Detail by Revenue Category and Expenditure Object	2017-18 Actuals	2018-19 Actuals Estimated	2019-20 Recommended	2019-20 Adopted by the Board of Supervisors
1	2	3	4	5
33010 Small Tools & Instruments	137	764	700	700
33016 Small Tools & Instruments-Inmate Welfare	-	77	200	200
33120 Special Departmental Expense	482	718	1,000	1,000
33126 Special Dept Expense - Inmate Welfare	-	-	4,000	4,000
33350 Travel & Training	63,468	54,417	69,400	69,400
33351 Vehicle Fuel Costs	31	157	-	-
33400 Inmate Travel	-	-	-	-
70500 Credit Card Clearing	-	-	-	-
Services & Supplies	625,959	526,740	635,342	635,342
Capital Assets / Equipment				
53030 Fixed Assets - Equipment	-	-	-	-
Capital Assets / Equipment	-	-	-	-
Operating Transfers				
6010 Transfers Out	-	-	-	-
Operating Transfers	-	-	-	-
Total Expenditures/Appropriations	2,716,459	2,630,199	2,841,633	2,841,633
Net Cost	2,174,079	2,236,345	2,435,665	2,435,665

State Controller Schedules	County of Mono	Schedule 9
County Budget Act	Financing Sources and Uses by Budget Unit by Object	
January 2010 Edition, revision #1	Governmental Funds	General Fund
	Fiscal Year 2019-20	

Budget Unit **Probation**
Function **Public Protection**
Activity **Detention & Correction** 100-23-520

Detail by Revenue Category and Expenditure Object	2017-18 Actuals	2018-19 Actuals Estimated	2019-20 Recommended	2019-20 Adopted by the Board of Supervisors
1	2	3	4	5
Fines, Forfeitures & Penalties				
13090 Lab (H&S 11372.7)	492	233	350	350
13100 Drug Program (H&S 11372.7)	1,041	465	800	800
13120 Forfeitures & Penalties	3,099	1,637	1,600	1,600
Fines, Forfeitures & Penalties	4,632	2,335	2,750	2,750
Intergovernmental Revenues				
15310 State - Public Safety Sales Tax	94,430	106,331	100,000	100,000
15330 State - Restitution Rebate	6,326	2,671	2,000	2,000
15471 State - STC Training	5,572	2,310	4,830	4,830
15625 Federal - Drug Court Grant	75,200	31,969	-	-
Intergovernmental Revenues	181,528	143,281	106,830	106,830
Charges For Current Services				
16385 Probation GPS Monitoring	4,360	2,200	1,600	1,600
16402 Correction Fees	13,543	12,034	10,000	10,000
16421 Interstate Fees (PC 1203.9)	225	280	150	150
16422 Supervisory Fees (PC 1000)	1,445	385	500	500
16430 Dismissal Fees	225	100	50	50
Charges For Current Services	19,798	14,999	12,300	12,300
Operating Transfers				
18100 Transfers in	372,568	233,200	200,000	200,000
Operating Transfers	372,568	233,200	200,000	200,000
Total Revenue	578,526	393,815	321,880	321,880
Salaries & Benefits				
21100 Salaries & Wages	589,958	518,682	564,945	564,945
21120 Overtime	4,667	6,051	8,500	8,500
22100 Employee Benefits	863,750	66,146	33,741	33,741
22110 Health (medical, dental, vision)	-	161,953	226,078	226,078
22120 PERS	-	365,908	403,179	403,179
Salaries & Benefits	1,458,375	1,118,740	1,236,443	1,236,443
Services & Supplies				
30120 Uniform/Safety Gear	4,497	-	-	-
30280 Telephone	15,477	13,650	16,900	16,900
30500 Workers' Comp Ins Expense	15,301	18,232	14,448	14,448
30510 Liability Insurance	7,596	8,498	8,144	8,144
31200 Equipment Maintenance	-	193	475	475
31700 Memberships	580	916	1,000	1,000
32000 Office Expense	15,553	20,829	28,380	28,380
32010 Technology Expenses	4,893	8,589	10,114	10,114
32500 Professional & Specialized Services	21,485	4,477	20,000	20,000
32950 Rents & Leases - Structure	70,041	75,862	76,997	76,997
33010 Small Tools & Instruments	-	-	-	-
33120 Special Department Expense	29,077	31,322	40,000	40,000
33350 Travel & Training	29,785	6,555	40,000	40,000

State Controller Schedules	County of Mono	Schedule 9
County Budget Act	Financing Sources and Uses by Budget Unit by Object	
January 2010 Edition, revision #1	Governmental Funds	General Fund
	Fiscal Year 2019-20	

Budget Unit **Probation**
Function **Public Protection** 100-23-520
Activity **Detention & Correction**

Detail by Revenue Category and Expenditure Object	2017-18 Actuals	2018-19 Actuals Estimated	2019-20 Recommended	2019-20 Adopted by the Board of Supervisors
1	2	3	4	5
33351 Fuel / Vehicle Expense	5,512	4,284	5,000	5,000
33360 Motor Pool Charges	36,550	28,394	23,381	23,381
Services & Supplies	256,347	221,801	284,839	284,839
Operating Transfers				
60100 Transfers Out	-	-	-	-
Operating Transfers	-	-	-	-
Total Expenditures/Appropriations	1,714,722	1,340,541	1,521,282	1,521,282
Net Cost	1,136,196	946,726	1,199,402	1,199,402

State Controller Schedules	County of Mono	Schedule 9
County Budget Act	Financing Sources and Uses by Budget Unit by Object	
January 2010 Edition, revision #1	Governmental Funds	General Fund
	Fiscal Year 2019-20	

Budget Unit **Juvenile Detention center**
Function **Public Protection**
Activity **Detention & Correction** 100-23-500

Detail by Revenue Category and Expenditure Object	2017-18 Actuals	2018-19 Actuals Estimated	2019-20 Recommended	2019-20 Adopted by the Board of Supervisors
1	2	3	4	5
Intergovernmental Revenues				
15299 COPS - Juvenile Justice	15,031	-	-	-
15620 Federal - Probation IV-E & IV-EA	11,016	7,890	6,000	6,000
15819 Federal - Misc Fed Grants	125,209	23,083	-	-
Intergovernmental Revenues	151,256	30,973	6,000	6,000
Charges For Current Services				
16385 Juvenile GPS Monitoring	-	-	-	-
16390 Juvenile Traffic Hearings	-	-	-	-
16402 Juvenile Probation Fees	442	-	-	-
Charges For Current Services	442	-	-	-
Miscellaneous Revenues				
17010 Miscellaneous Revenues	-	-	-	-
Miscellaneous Revenues	-	-	-	-
Operating Transfers				
18100 Transfers In	65,750	3,876	-	-
Operating Transfers	65,750	3,876	-	-
Total Revenue	217,448	34,849	6,000	6,000
Salaries & Benefits				
21100 Salaries & Wages	43,177	9,916	-	-
21120 Overtime	-	-	-	-
22100 Employee Benefits	43,177	9,916	-	-
Salaries & Benefits	86,354	19,832	-	-
Services & Supplies				
30110 Clothing	74	-	-	-
30280 Telephone	-	-	-	-
30300 Food Expenses	885	1,107	1,000	1,000
32000 Office Expense	33,080	1,724	-	-
32260 Medical & Dental Services	-	-	-	-
32500 Professional & Specialized Services	13,271	-	-	-
33120 Special Department Expense	7,001	-	-	-
33350 Travel & Training	2,641	6,790	-	-
33351 Fuel & Vehicle Expense	2,745	2,021	3,000	3,000
33360 Motor Pool Expense	1,278	689	2,000	2,000
Services & Supplies	60,975	12,331	6,000	6,000
Other Charges				
41100 Support & Care of Persons	7,377	-	-	-
Other Charges	7,377	-	-	-
Capital Assets / Equipment				
53030 Capital Equipment	-	-	-	-
Capital Assets / Equipment	-	-	-	-
Operating Transfers				
6010 Transfers Out	16,063	-	-	-

State Controller Schedules	County of Mono	Schedule 9
County Budget Act	Financing Sources and Uses by Budget Unit by Object	
January 2010 Edition, revision #1	Governmental Funds	General Fund
	Fiscal Year 2019-20	

Budget Unit **Juvenile Detention center**
Function **Public Protection** 100-23-500
Activity **Detention & Correction**

Detail by Revenue Category and Expenditure Object	2017-18 Actuals	2018-19 Actuals Estimated	2019-20 Recommended	2019-20 Adopted by the Board of Supervisors
1	2	3	4	5
Operating Transfers	16,063	-	-	-
Total Expenditures/Appropriations	170,769	32,163	6,000	6,000
Net Cost	(46,679)	(2,686)	-	-

State Controller Schedules County Budget Act January 2010 Edition, revision #1	County of Mono Financing Sources and Uses by Budget Unit by Object Governmental Funds Fiscal Year 2019-20	Schedule 9 Inmate Welfare Trust
--	--	--

Budget Unit **Inmate Welfare Trust**
Function **Public Protection** 720-23-000
Activity **Detention & Correction**

Detail by Revenue Category and Expenditure Object	2017-18 Actuals	2018-19 Actuals <i>Estimated</i>	2019-20 Recommended	2019-20 Adopted by the Board of Supervisors
1	2	3	4	5
Use of Money & Property				
14010 Interest Income	1,991	2,885	-	-
Use of Money & Property	1,991	2,885	-	-
Miscellaneous Revenues				
17010 Miscellaneous Revenues	39,585	32,509	18,300	18,300
Miscellaneous Revenues	39,585	32,509	18,300	18,300
Total Revenue	41,576	35,394	18,300	18,300
Services & Supplies				
20010 Expenditures	33,405	34,441	18,300	18,300
Services & Supplies	33,405	34,441	18,300	18,300
Operating Transfers				
6010 Transfers Out	-	-	-	-
Operating Transfers	-	-	-	-
Total Expenditures/Appropriations	33,405	34,441	18,300	18,300
Net Cost	(8,171)	(953)	-	-

State Controller Schedules	County of Mono	Schedule 9
County Budget Act	Financing Sources and Uses by Budget Unit by Object	
January 2010 Edition, revision #1	Governmental Funds	CCP 2011 Realignment
	Fiscal Year 2019-20	

Budget Unit **CCP 2011 Realignment**
Function **Public Protection** 680-23-520
Activity **Detention & Correction**

Detail by Revenue Category and Expenditure Object	2017-18 Actuals	2018-19 Actuals <i>Estimated</i>	2019-20 Recommended	2019-20 Adopted by the Board of Supervisors
1	2	3	4	5
Use of Money & Property				
14010 Interest Income	864	12,249	-	-
Use of Money & Property	864	12,249	-	-
Intergovernmental Revenues				
15443 State - 2011 Realignment	712,306	-	-	-
15453 State - 2011 Realignment SB 1020	-	693,361	700,409	700,409
Intergovernmental Revenues	712,306	693,361	700,409	700,409
Operating Transfers				
18100 Transfers In	736,940	-	-	-
Operating Transfers	736,940	-	-	-
Total Revenue	1,450,110	705,610	700,409	700,409
Services & Supplies				
20010 Expenditures	-	-	-	-
Services & Supplies	-	-	-	-
Salaries & Benefits				
21100 Salaries & Wages	9,916	194,500	248,548	248,548
21120 Overtime	-	-	-	-
22100 Employee Benefits	9,916	52,611	52,032	52,032
22110 Employee Benefits - Health (Medical-Dent:	-	61,520	61,520	61,520
22120 Employee Benefits - PERS (ER Portion)	-	82,620	82,620	82,620
Salaries & Benefits	19,832	391,251	444,720	444,720
Services & Supplies				
31530 Medical/Dental & Lab Supplies	-	40,000	40,000	40,000
32500 Professional & Specialized Ser	-	42,293	103,200	103,200
33120 Special Department Expense	-	45	-	-
Services & Supplies	-	82,338	143,200	143,200
Operating Transfers				
6010 Transfers Out	881,315	173,553	325,000	325,000
Operating Transfers	881,315	173,553	325,000	325,000
Total Expenditures/Appropriations	881,315	647,142	912,920	912,920
Net Cost	(568,795)	(58,468)	212,511	212,511

State Controller Schedules County Budget Act January 2010 Edition, revision #1	County of Mono Financing Sources and Uses by Budget Unit by Object Governmental Funds Fiscal Year 2019-20	Schedule 9 YOBG 2011 Realignment
--	--	---

Budget Unit YOBG 2011 Realignment
Function Public Protection
Activity Detention & Correction 681-23-500

Detail by Revenue Category and Expenditure Object	2017-18 Actuals	2018-19 Actuals <i>Estimated</i>	2019-20 Recommended	2019-20 Adopted by the Board of Supervisors
1	2	3	4	5
Use of Money & Property				
14010 Interest Income	624	8,092	-	-
Use of Money & Property	624	8,092	-	-
Intergovernmental Revenues				
15443 State - 2011 Realignment	-	-	-	-
15452 State - 2011 Realignment YOBG	117,000	111,535	117,000	117,000
Intergovernmental Revenues	117,000	111,535	117,000	117,000
Operating Transfers				
18100 Transfers In	301,924	-	-	-
Operating Transfers	301,924	-	-	-
Total Revenue	419,548	119,627	117,000	117,000
Salaries & Benefits				
21100 Salaries & Wages	-	34,771	16,250	16,250
21120 Overtime	-	-	-	-
22100 Employee Benefits	-	34,771	16,250	16,250
Salaries & Benefits	-	69,542	32,500	32,500
Services & Supplies				
30110 Clothing/Personal Supplies	-	-	4,500	4,500
32260 Medical/Dental Services	-	2,000	19,000	19,000
32500 Professional & Specialized Services	-	38,524	15,000	15,000
33120 Special Department Expense	-	7,771	16,000	16,000
Services & Supplies	-	48,295	54,500	54,500
Other Charges				
41100 Support & Care of Persons	-	10,107	30,000	30,000
Other Charges	-	10,107	30,000	30,000
Operating Transfers				
6010 Transfers Out	21,013	-	-	-
Operating Transfers	21,013	-	-	-
Total Expenditures/Appropriations	21,013	127,944	117,000	117,000
Net Cost	(398,535)	8,317	-	-

State Controller Schedules County Budget Act January 2010 Edition, revision #1	County of Mono Financing Sources and Uses by Budget Unit by Object Governmental Funds Fiscal Year 2019-20	Schedule 9 SB678 2011 Realignment
--	--	--

Budget Unit **SB678 2011 Realignment**
Function **Public Protection**
Activity **Detention & Correction** 682-23-520

Detail by Revenue Category and Expenditure Object	2017-18 Actuals	2018-19 Actuals <i>Estimated</i>	2019-20 Recommended	2019-20 Adopted by the Board of Supervisors
1	2	3	4	5
Use of Money & Property				
14010 Interest Income	998	18,092	7,839	7,839
Use of Money & Property	998	18,092	7,839	7,839
Intergovernmental Revenues				
15454 State - SB 678 Performance Incentive	237,647	227,576	200,000	200,000
Intergovernmental Revenues	237,647	227,576	200,000	200,000
Operating Transfers				
18100 Transfers In	634,697	-	-	-
Operating Transfers	634,697	-	-	-
Total Revenue	873,342	245,668	207,839	207,839
Services & Supplies				
20010 Expenditures	-	-	-	-
Services & Supplies	-	-	-	-
Services & Supplies				
30120 Uniform Allowance	-	4,326	10,000	10,000
32000 Office Expense	-	5,431	22,367	22,367
32500 Professional & Specialized Ser	-	10,110	22,500	22,500
33120 Special Department Expense	-	10,902	25,000	25,000
33350 Travel & Training Expense	-	24,719	20,000	20,000
Services & Supplies	-	55,488	99,867	99,867
Operating Transfers				
60100 Transfers Out	46,426	132,972	100,000	100,000
Operating Transfers	46,426	132,972	100,000	100,000
Total Expenditures/Appropriations	46,426	188,460	199,867	199,867
Net Cost	(826,916)	(57,208)	(7,972)	(7,972)

State Controller Schedules County Budget Act January 2010 Edition, revision #1	County of Mono Financing Sources and Uses by Budget Unit by Object Governmental Funds Fiscal Year 2019-20	Schedule 9 JJCPA 2011 Realignment
--	--	--------------------------------------

Budget Unit JJCPA 2011 Realignment
Function Public Protection
Activity Detention & Correction
683-23-500

Detail by Revenue Category and Expenditure Object	2017-18 Actuals	2018-19 Actuals <i>Estimated</i>	2019-20 Recommended	2019-20 Adopted by the Board of Supervisors
1	2	3	4	5
Use of Money & Property				
14010 Interest Income	468	1,736	-	-
Use of Money & Property	468	1,736	-	-
Intergovernmental Revenues				
15443 State - 2011 Realignment	59,763	62,357	37,434	37,434
Intergovernmental Revenues	59,763	62,357	37,434	37,434
Operating Transfers				
18100 Transfers In	56,676	-	-	-
Operating Transfers	56,676	-	-	-
Total Revenue	116,907	64,093	37,434	37,434
Salaries & Benefits				
21100 Salaries & Wages	-	16,326	16,326	16,326
21120 Overtime	-	-	-	-
22100 Employee Benefits	-	16,326	16,326	16,326
Salaries & Benefits	-	32,652	32,652	32,652
Services & Supplies				
33120 Special Department Expense	7,685	160	4,782	4,782
Services & Supplies	7,685	160	4,782	4,782
Operating Transfers				
60100 Transfers Out	46,051	-	-	-
Operating Transfers	46,051	-	-	-
Total Expenditures/Appropriations	53,736	32,812	37,434	37,434
Net Cost	(63,171)	(31,281)	-	-

State Controller Schedules County Budget Act January 2010 Edition, revision #1	County of Mono Financing Sources and Uses by Budget Unit by Object Governmental Funds Fiscal Year 2019-20	Schedule 9 Juvenile Activities
--	--	---------------------------------------

Budget Unit **Juvenile Activities**
Function **Public Protection**
Activity **Detention & Correction** 686-23-500

Detail by Revenue Category and Expenditure Object	2017-18 Actuals	2018-19 Actuals <i>Estimated</i>	2019-20 Recommended	2019-20 Adopted by the Board of Supervisors
1	2	3	4	5
Use of Money & Property				
14010 Interest Income	159	729	-	-
Use of Money & Property	159	729	-	-
Intergovernmental Revenues				
15299 State - Juvenile Activities	-	40,183	10,780	10,780
Intergovernmental Revenues	-	40,183	10,780	10,780
Operating Transfers				
18100 Transfers In	9,111	-	-	-
Operating Transfers	9,111	-	-	-
Total Revenue	9,270	40,912	10,780	10,780
Services & Supplies				
33120 Special Department Expense	-	3,565	10,780	10,780
Services & Supplies	-	3,565	10,780	10,780
Operating Transfers				
6010 Transfers Out	-	-	-	-
Operating Transfers	-	-	-	-
Total Expenditures/Appropriations	-	3,565	10,780	10,780
Net Cost	(9,270)	(37,347)	-	-

State Controller Schedules County Budget Act January 2010 Edition, revision #1	County of Mono Financing Sources and Uses by Budget Unit by Object Governmental Funds Fiscal Year 2019-20	Schedule 9 PRCS 2011 Realignment
--	--	---

Budget Unit PRCS 2011 Realignment
Function Public Protection
Activity Detention & Correction 684-23-520

Detail by Revenue Category and Expenditure Object	2017-18 Actuals	2018-19 Actuals <i>Estimated</i>	2019-20 Recommended	2019-20 Adopted by the Board of Supervisors
1	2	3	4	5
Use of Money & Property				
14010 Interest Income	121	2,032	-	-
Use of Money & Property	121	2,032	-	-
Intergovernmental Revenues				
15451 State - 2011 Realignment PRCS	10,250	10,250	10,250	10,250
Intergovernmental Revenues	10,250	10,250	10,250	10,250
Operating Transfers				
18100 Transfers In	81,551	-	-	-
Operating Transfers	81,551	-	-	-
Total Revenue	91,922	12,282	10,250	10,250
Services & Supplies				
33120 Special Department Expenses	37	-	10,250	10,250
Services & Supplies	37	-	10,250	10,250
Operating Transfers				
6010 Transfers Out	-	-	-	-
Operating Transfers	-	-	-	-
Total Expenditures/Appropriations	37	-	10,250	10,250
Net Cost	(91,885)	(12,282)	-	-

State Controller Schedules County Budget Act January 2010 Edition, revision #1	County of Mono Financing Sources and Uses by Budget Unit by Object Governmental Funds Fiscal Year 2019-20	Schedule 9 BSCC 2011 Realignment
--	--	---

Budget Unit **BSCC 2011 Realignment**
Function **Public Protection**
Activity **Detention & Correction** 685-23-520

Detail by Revenue Category and Expenditure Object	2017-18 Actuals	2018-19 Actuals <i>Estimated</i>	2019-20 Recommended	2019-20 Adopted by the Board of Supervisors
1	2	3	4	5
Use of Money & Property				
14010 Interest Income	737	7,654	-	-
Use of Money & Property	737	7,654	-	-
Intergovernmental Revenues				
15455 State - 2011 Realignment BSCC	100,000	100,000	100,000	100,000
Intergovernmental Revenues	100,000	100,000	100,000	100,000
Operating Transfers				
18100 Transfers In	355,159	-	-	-
Operating Transfers	355,159	-	-	-
Total Revenue	455,896	107,654	100,000	100,000
Services & Supplies				
20010 Expenditures	-	-	-	-
Services & Supplies	-	-	-	-
Operating Transfers				
6010 Transfers Out	100,000	100,000	100,000	100,000
Operating Transfers	100,000	100,000	100,000	100,000
Total Expenditures/Appropriations	100,000	100,000	100,000	100,000
Net Cost	(355,896)	(7,654)	-	-

State Controller Schedules	County of Mono	Schedule 9
County Budget Act	Financing Sources and Uses by Budget Unit by Object	
January 2010 Edition, revision #1	Governmental Funds	General Fund
	Fiscal Year 2019-20	

Budget Unit **Building Department**
Function **Public Protection**
Activity **Protection Inspection** 100-27-255

Detail by Revenue Category and Expenditure Object	2017-18 Actuals	2018-19 Actuals Estimated	2019-20 Recommended	2019-20 Adopted by the Board of Supervisors
1	2	3	4	5
Licenses Permits & Franchises				
12050 Building Permits	84,688	100,506	80,000	80,000
16150 Building Fees	73,436	76,530	70,000	70,000
16151 Business License CASp Fee	2,036	-	-	-
Licenses Permits & Franchises	160,160	177,036	150,000	150,000
Operating Transfers				
18100 Transfers In	-	-	50,000	50,000
Operating Transfers	-	-	50,000	50,000
Total Revenue	160,160	177,036	200,000	200,000
Salaries & Benefits				
21100 Salaries & Wages	157,232	177,305	198,362	198,362
21120 Overtime	2,845	11,093	-	-
22100 Employee Benefits	68,144	37,659	26,602	26,602
22110 Health (medical, dental, vision)	-	11,604	14,400	14,400
22120 PERS	-	33,192	54,754	54,754
Salaries & Benefits	228,221	270,853	294,118	294,118
Services & Supplies				
30280 Telephone	1,922	2,040	2,040	2,040
30500 Workers' Comp Ins Expense	2,601	1,709	5,492	5,492
30510 Liability Insurance	2,006	1,621	3,569	3,569
31200 Equipment Maintenance	16,881	-	-	-
31700 Memberships	1,324	1,190	1,200	1,200
32000 Office Expense	2,714	2,997	3,000	3,000
32010 Technology Expense	2,135	2,788	3,646	3,646
32020 Technology Expense-Software Licenses	-	17,093	18,000	18,000
32450 Contract Services	39,552	23,418	100,000	100,000
33010 Small Tools & Instruments	51	-	-	-
33350 Travel & Training	6,317	8,950	7,000	7,000
33351 Fuel & Vehicle Expense	6,130	5,801	8,000	8,000
33360 Motor Pool Expense	27,330	25,362	23,743	23,743
Services & Supplies	108,963	92,969	175,690	175,690
Total Expenditures/Appropriations	337,184	363,822	469,808	469,808
Net Cost	177,024	186,786	269,808	269,808

State Controller Schedules County Budget Act January 2010 Edition, revision #1	County of Mono Financing Sources and Uses by Budget Unit by Object Governmental Funds Fiscal Year 2019-20	Schedule 9 General Fund
--	--	--------------------------------

Budget Unit Code Compliance
Function Public Protection
Activity Protection Inspection

100-27-252

Detail by Revenue Category and Expenditure Object	2017-18 Actuals	2018-19 Actuals Estimated	2019-20 Recommended	2019-20 Adopted by the Board of Supervisors
1	2	3	4	5
Licenses Permits & Franchises				
12021 Business Licenses	6,515	5,309	4,000	4,000
Licenses Permits & Franchises	6,515	5,309	4,000	4,000
Intergovernmental Revenues				
15750 Federal - Geothermal Royalties	18,069	25,000	25,000	25,000
Intergovernmental Revenues	18,069	25,000	25,000	25,000
Charges For Current Services				
16030 Code Enforcement Fees	1,188	3,713	3,500	3,500
Charges For Current Services	1,188	3,713	3,500	3,500
Total Revenue	25,772	34,022	32,500	32,500
Salaries & Benefits				
21100 Salaries & Wages	78,861	110,003	149,037	149,037
21120 Overtime	-	72	-	-
22100 Employee Benefits	47,233	25,766	20,569	20,569
22110 Health (medical, dental, vision)	-	28,639	41,979	41,979
22120 PERS	-	25,602	42,343	42,343
Salaries & Benefits	126,094	190,082	253,928	253,928
Services & Supplies				
30280 Telephone	300	300	300	300
30500 Workers' Comp Ins Expense	1,422	1,709	2,746	2,746
30510 Liability Insurance	619	702	1,347	1,347
31700 Memberships	95	190	200	200
32000 Office Expense	882	681	500	500
32010 Technology Expense	750	2,435	2,385	2,385
32020 Technology Expense-Software Licenses	-	-	3,168	3,168
33350 Travel & Training	961	1,854	2,000	2,000
33351 Fuel & Vehicle Expense	1,074	1,924	2,000	2,000
33360 Motor Pool Expense	3,531	6,420	9,079	9,079
Services & Supplies	9,634	16,215	23,725	23,725
Total Expenditures/Appropriations	135,728	206,297	277,653	277,653
Net Cost	109,956	172,275	245,153	245,153

State Controller Schedules County Budget Act January 2010 Edition, revision #1	County of Mono Financing Sources and Uses by Budget Unit by Object Governmental Funds Fiscal Year 2019-20	Schedule 9 General Fund
--	--	--------------------------------

Budget Unit **Agricultural Commissioner/Sealer of Weights and Measures**
Function **Public Protection** 100-26-074
Activity **Protection Inspection**

Detail by Revenue Category and Expenditure Object	2017-18 Actuals	2018-19 Actuals <i>Estimated</i>	2019-20 Recommended	2019-20 Adopted by the Board of Supervisors
1	2	3	4	5
Intergovernmental Revenues				
15430 State - Agriculture	68,265	94,458	90,000	90,000
Intergovernmental Revenues	68,265	94,458	90,000	90,000
Total Revenue	68,265	94,458	90,000	90,000
Services & Supplies				
32500 Professional Services	156,366	161,807	159,935	159,935
Services & Supplies	156,366	161,807	159,935	159,935
Total Expenditures/Appropriations	156,366	161,807	159,935	159,935
Net Cost	88,101	67,349	69,935	69,935

State Controller Schedules	County of Mono	Schedule 9
County Budget Act	Financing Sources and Uses by Budget Unit by Object	
January 2010 Edition, revision #1	Governmental Funds	General Fund
	Fiscal Year 2019-20	

Budget Unit **Clerk - Recorder**
Function **Public Protection**
Activity **Other Protection** 100-27-180

Detail by Revenue Category and Expenditure Object	2017-18 Actuals	2018-19 Actuals <i>Estimated</i>	2019-20 Recommended	2019-20 Adopted by the Board of Supervisors
1	2	3	4	5
Charges For Current Services				
16010 Propert Tax Admin Fee	1,494	1,660	1,000	1,000
16130 County Clerk Fees	7,506	7,861	7,500	7,500
16131 Social Security Truncation Fee	-	72	-	-
16163 SB 2 Reimbursement	17,067	24,088	16,000	16,000
16200 Recording Fees	58,369	53,602	56,000	56,000
16201 Index Fees	18,621	18,245	18,500	18,500
16202 Electronic Recording Fee	5,692	4,618	5,500	5,500
Charges For Current Services	108,749	110,146	104,500	104,500
Miscellaneous Revenues				
17010 Miscellaneous Revenues	348	177	-	-
17151 Modernization/Micrographics	191,439	17,160	-	-
Miscellaneous Revenues	191,787	17,337	-	-
Total Revenue	300,536	127,483	104,500	104,500
Salaries & Benefits				
21100 Salaries & Wages	329,621	330,440	328,870	328,870
21120 Overtime	-	-	-	-
22100 Employee Benefits	176,433	72,933	42,547	42,547
22110 Health (medical, dental, vision)	-	63,139	71,730	71,730
22120 PERS	-	63,269	92,311	92,311
Salaries & Benefits	506,054	529,781	535,458	535,458
Services & Supplies				
30280 Telephone	3,128	2,910	2,438	2,438
30500 Workers' Comp Ins Expense	4,590	8,645	7,570	7,570
30510 Liability Insurance Expense	3,248	4,864	4,995	4,995
31200 Equipment Maintenance	14,197	170	1,000	1,000
31700 Memberships	1,200	1,150	1,400	1,400
32000 Office Expense	8,473	9,274	10,810	10,810
32010 Technology Expense	5,801	7,184	7,114	7,114
32020 Technology Expense - Software Licenses	-	13,072	13,178	13,178
32500 Professional & Specialized Services	170,435	64,693	-	-
32860 Rents & Leases - Vault	3,968	4,042	3,800	3,800
33120 Special Department Expense	22,285	177	-	-
33350 Travel & Training	7,276	7,253	9,000	9,000
33351 Fuel Expense	-	71	510	510
33360 Motor Pool Expense	-	90	700	700
Services & Supplies	244,601	123,595	62,515	62,515
Capital Assets / Equipment				
53030 Capital Equipment	-	-	-	-
Capital Assets / Equipment	-	-	-	-
Total Expenditures/Appropriations	750,655	653,376	597,973	597,973
Net Cost	450,119	525,893	493,473	493,473

State Controller Schedules	County of Mono	Schedule 9
County Budget Act	Financing Sources and Uses by Budget Unit by Object	
January 2010 Edition, revision #1	Governmental Funds	General Fund
	Fiscal Year 2019-20	

Budget Unit **Planning & Transportation**
Function **Public Protection**
Activity **Other Protection** 100-27-250

Detail by Revenue Category and Expenditure Object	2017-18 Actuals	2018-19 Actuals <i>Estimated</i>	2019-20 Recommended	2019-20 Adopted by the Board of Supervisors
1	2	3	4	5
Intergovernmental Revenues				
15477 State - Misc. State Grants	77,488	-	-	-
15819 Federal - Misc Grants	12,110	4,993	-	-
15900 Other Government Agencies	109,420	12,296	25,000	25,000
Intergovernmental Revenues	199,018	17,289	25,000	25,000
Charges For Current Services				
16060 Planning/Engineering Services	32,725	163,629	91,000	91,000
16220 Transportation Planning Services	57,370	47,553	75,000	75,000
Charges For Current Services	90,095	211,182	166,000	166,000
Miscellaneous Revenues				
17010 Miscellaneous	3,324	-	-	-
Miscellaneous Revenues	3,324	-	-	-
Operating Transfers				
18100 Transfers In	14,165	10,332	-	-
Operating Transfers	14,165	10,332	-	-
Total Revenue	306,602	238,803	191,000	191,000
Salaries & Benefits				
21100 Salaries & Wages	588,889	547,741	709,929	709,929
21120 Overtime	22,427	14,309	-	-
22100 Employee Benefits	330,793	132,833	80,828	80,828
22110 Health (medical, dental, vision)	-	118,493	122,685	122,685
22120 PERS	-	138,194	185,496	185,496
Salaries & Benefits	942,109	951,570	1,098,938	1,098,938
Services & Supplies				
30500 Workers' Comp Ins Expense	9,951	13,675	13,730	13,730
30510 Liability Insurance Expense	4,692	5,993	6,736	6,736
31200 Equipment Maintenance	5,336	7,515	200	200
31700 Memberships	585	565	700	700
32000 Office Expense	15,189	7,928	13,000	13,000
32010 Technology Expense	4,842	9,144	10,110	10,110
32020 Technology Expense-Software Licenses	-	-	9,504	9,504
32450 Contract Services	229,631	129,780	60,000	60,000
32500 Prof & Special Services - Scenic Byways	-	-	-	-
32800 Publications & Legal Notices	577	519	1,500	1,500
32950 Rents & Leases - Structure	77,637	65,991	69,142	69,142
33350 Travel & Training	6,449	3,525	10,000	10,000
33351 Fuel & Vehicle Expense	1,587	2,125	2,000	2,000
33360 Motor Pool Expense	9,512	8,316	6,297	6,297
Services & Supplies	365,988	255,076	202,919	202,919
Total Expenditures/Appropriations	1,308,097	1,206,646	1,301,857	1,301,857
Net Cost	1,001,495	967,843	1,110,857	1,110,857

State Controller Schedules	County of Mono	Schedule 9
County Budget Act	Financing Sources and Uses by Budget Unit by Object	
January 2010 Edition, revision #1	Governmental Funds	General Fund
	Fiscal Year 2019-20	

Budget Unit **Housing Development**
Function **Public Protection**
Activity **Other Protection** 100-17-251

Detail by Revenue Category and Expenditure Object	2017-18 Actuals	2018-19 Actuals <i>Estimated</i>	2019-20 Recommended	2019-20 Adopted by the Board of Supervisors
1	2	3	4	5
Use of Money & Property				
14100 Housing Rent	15,070	18,750	15,000	15,000
Use of Money & Property	15,070	18,750	15,000	15,000
Intergovernmental Revenues				
15505 Federal - FTHB Housing Grant	245,861	-	-	-
Intergovernmental Revenues	245,861	-	-	-
Miscellaneous Revenues				
17160 Housing Mitigation/Fund 99	200,987	-	-	-
Miscellaneous Revenues	200,987	-	-	-
Operating Transfers				
18100 Transfers In	62,475	4,494	-	-
Operating Transfers	62,475	4,494	-	-
Total Revenue	524,393	23,244	15,000	15,000
Salaries & Benefits				
21100 Salaries & Wages	4,381	4,494	8,189	8,189
22100 Employee Benefits	8,134	1,057	1,129	1,129
22110 Health (medical, dental, vision)	-	2,143	2,819	2,819
22120 PERS	-	13,747	2,326	2,326
Salaries & Benefits	12,515	21,441	14,463	14,463
Services & Supplies				
30500 Workers' Comp Ins Expense	1,422	1,709	1,373	1,373
30510 Liability Insurance Expense	619	702	674	674
31200 Equipment Maintenance	-	460	-	-
31400 Building/Land Maint & Repair	12,809	5,047	5,000	5,000
32000 Office Expense	146	-	-	-
32450 Contract Services	72,774	2,425	3,000	3,000
32800 Publications & Legal Notices	74	-	-	-
33350 Travel & Training	-	-	-	-
33600 Utilities	2,732	2,096	3,000	3,000
Services & Supplies	90,576	12,439	13,047	13,047
Total Expenditures/Appropriations	103,091	33,880	27,510	27,510
Net Cost	(421,302)	10,636	12,510	12,510

State Controller Schedules County Budget Act January 2010 Edition, revision #1	County of Mono Financing Sources and Uses by Budget Unit by Object Governmental Funds Fiscal Year 2019-20	Schedule 9 General Fund
---	---	--

Budget Unit **Planning Commission**
Function **Public Protection**
Activity **Other Protection** 100-27-253

Detail by Revenue Category and Expenditure Object	2017-18 Actuals	2018-19 Actuals <i>Estimated</i>	2019-20 Recommended	2019-20 Adopted by the Board of Supervisors
1	2	3	4	5
Salaries & Benefits				
21100 Salaries & Wages	4,480	3,500	4,800	4,800
22100 Employee Benefits	551	392	810	810
Salaries & Benefits	5,031	3,892	5,610	5,610
Services & Supplies				
30500 Workers' Comp Ins Expense	4,265	5,128	4,119	4,119
30510 Liability Insurance	1,858	2,107	2,021	2,021
31700 Memberships	-	-	60	60
32000 Office Expense	62	13	100	100
32010 Technology Expenses	-	325	1,732	1,732
32800 Publications & Legal Notices	2,309	779	1,500	1,500
33350 Travel & Training	1,678	2,853	2,500	2,500
Services & Supplies	10,172	11,205	12,032	12,032
Total Expenditures/Appropriations	15,203	15,097	17,642	17,642
Net Cost	15,203	15,097	17,642	17,642

State Controller Schedules	County of Mono	Schedule 9
County Budget Act	Financing Sources and Uses by Budget Unit by Object	
January 2010 Edition, revision #1	Governmental Funds	General Fund
	Fiscal Year 2019-20	

Budget Unit **Local Agency Formation Commission (LAFCO)**
Function **Public Protection** 100-27-254
Activity **Other Protection**

Detail by Revenue Category and Expenditure Object	2017-18 Actuals	2018-19 Actuals Estimated	2019-20 Recommended	2019-20 Adopted by the Board of Supervisors
1	2	3	4	5
Intergovernmental Revenues				
15902 Revenue From Other Governments	7,721	-	-	-
Intergovernmental Revenues	7,721	-	-	-
Charges For Current Services				
1619 LAFCO Fees	-	-	-	-
Charges For Current Services	-	-	-	-
Total Revenue	7,721	-	-	-
Salaries & Benefits				
21100 Salaries & Wages	5,193	-	-	-
22100 Employee Benefits	2,434	-	-	-
Salaries & Benefits	7,627	-	-	-
Services & Supplies				
31700 Memberships	899	-	-	-
32800 Publications & Legal Notices	61	-	-	-
33350 Travel & Training	327	-	-	-
Services & Supplies	1,287	-	-	-
Total Expenditures/Appropriations	8,914	-	-	-
Net Cost	1,193	-	-	-

State Controller Schedules	County of Mono	Schedule 9
County Budget Act	Financing Sources and Uses by Budget Unit by Object	
January 2010 Edition, revision #1	Governmental Funds	General Fund
	Fiscal Year 2019-20	

Budget Unit **Search and Rescue**
Function **Public Protection**
Activity **Other Protection** 100-27-450

Detail by Revenue Category and Expenditure Object	2017-18 Actuals	2018-19 Actuals <i>Estimated</i>	2019-20 Recommended	2019-20 Adopted by the Board of Supervisors
1	2	3	4	5
Intergovernmental Revenues				
15420 State - Boat Safety	-	-	-	-
15801 Federal - Boating & Waterways	-	-	-	-
Intergovernmental Revenues	-	-	-	-
Total Revenue	-	-	-	-
Services & Supplies				
30280 Telephone/Communications	8,346	4,867	5,000	5,000
30300 Food Expenses	858	1,845	2,475	2,475
31200 Equipment Maintenance	1,420	9,133	9,000	9,000
33120 Special Departmental Expense	8,001	3,923	8,500	8,500
33350 Travel & Training	12,003	7,975	6,700	6,700
33351 Fuel	3,088	8,062	6,219	6,219
33360 Motor Pool Expense	13,993	24,023	10,540	10,540
Services & Supplies	47,709	59,828	48,434	48,434
Capital Assets / Equipment				
53030 Fixed Assets - Equipment	-	-	-	-
Capital Assets / Equipment	-	-	-	-
Total Expenditures/Appropriations	47,709	59,828	48,434	48,434
Net Cost	47,709	59,828	48,434	48,434

State Controller Schedules	County of Mono	Schedule 9
County Budget Act	Financing Sources and Uses by Budget Unit by Object	
January 2010 Edition, revision #1	Governmental Funds	General Fund
	Fiscal Year 2019-20	

Budget Unit **Emergency Services (OES)**
Function **Public Protection**
Activity **Other Protection** 100-27-465

Detail by Revenue Category and Expenditure Object	2017-18 Actuals	2018-19 Actuals <i>Estimated</i>	2019-20 Recommended	2019-20 Adopted by the Board of Supervisors
1	2	3	4	5
Intergovernmental Revenues				
15499 State - Emergency Services	127,787	-	-	-
15900 Other - Other Government Agencies	-	-	-	-
Intergovernmental Revenues	127,787	-	-	-
Miscellaneous Revenues				
17020 Prior Year Revenue	-	-	-	-
Miscellaneous Revenues	-	-	-	-
Total Revenue	127,787	-	-	-
Salaries & Benefits				
21100 Salaries & Wages	10,875	-	-	-
21120 Overtime	3,500	-	-	-
21410 Holiday Pay	647	-	-	-
22100 Employee Benefits	7,389	-	-	-
22120 Employee Benefits - PERS (ER Portion)	-	27,288	-	-
Salaries & Benefits	22,411	27,288	-	-
Services & Supplies				
30120 Uniforms	-	-	-	-
30280 Telephone	6,772	940	-	-
30500 Workers' Comp Ins Expense	-	1,709	-	-
30510 Liability Insurance Expense	-	702	-	-
31200 Equipment Maintenance	2,864	-	-	-
32000 Office Expense	-	-	-	-
32010 Technology Expense	-	-	-	-
32450 Contract Services	-	-	-	-
32860 Rents & Leases - Other	-	-	-	-
33350 Travel & Training	-	-	-	-
Services & Supplies	9,636	3,351	-	-
Capital Assets / Equipment				
53030 Capital Equipment	143,505	-	-	-
Capital Assets / Equipment	143,505	-	-	-
Total Expenditures/Appropriations	175,552	30,639	-	-
Net Cost	47,765	30,639	-	-

State Controller Schedules	County of Mono	Schedule 9
County Budget Act	Financing Sources and Uses by Budget Unit by Object	
January 2010 Edition, revision #1	Governmental Funds	General Fund
	Fiscal Year 2019-20	

Budget Unit **Animal Control**
Function **Public Protection**
Activity **Other Protection** 100-27-205

Detail by Revenue Category and Expenditure Object	2017-18 Actuals	2018-19 Actuals <i>Estimated</i>	2019-20 Recommended	2019-20 Adopted by the Board of Supervisors
1	2	3	4	5
Licenses Permits & Franchises				
12010 Animal Licenses	15,470	14,775	16,000	16,000
Licenses Permits & Franchises	<u>15,470</u>	<u>14,775</u>	<u>16,000</u>	<u>16,000</u>
Charges For Current Services				
16170 Humane Services	9,182	8,638	8,000	8,000
Charges For Current Services	<u>9,182</u>	<u>8,638</u>	<u>8,000</u>	<u>8,000</u>
Miscellaneous Revenues				
17050 Donations & Contributions	970	1,318	-	-
17152 Special Animal Welfare	-	-	-	-
Miscellaneous Revenues	<u>970</u>	<u>1,318</u>	<u>-</u>	<u>-</u>
Total Revenue	25,622	24,731	24,000	24,000
Salaries & Benefits				
21100 Salaries & Wages	198,531	212,608	217,055	217,055
21120 Overtime	2,874	5,740	6,000	6,000
22100 Employee Benefits	190,976	47,165	30,638	30,638
22110 Health (medical, dental, vision)	-	78,388	89,292	89,292
22120 PERS	-	57,250	57,644	57,644
Salaries & Benefits	<u>392,381</u>	<u>401,151</u>	<u>400,629</u>	<u>400,629</u>
Services & Supplies				
30120 Uniform Allowance	1,200	2,000	1,600	1,600
30280 Telephone	3,287	2,818	2,800	2,800
30500 Workers' Comp Ins Expense	136,417	168,291	50,211	50,211
30510 Liability Insurance Expense	4,249	4,835	5,314	5,314
31700 Memberships	196	119	200	200
32000 Office Expense	3,592	3,646	3,000	3,000
32010 Technology Expense	2,302	6,119	6,160	6,160
32500 Professional & Specialized Services	4,938	6,290	10,000	10,000
33120 Special Departmental Expense	9,831	9,954	10,000	10,000
33350 Travel & Training	1,184	1,118	2,000	2,000
33351 Vehicle/Fuel Expense	13,549	15,624	14,000	14,000
33360 Motor Pool	43,955	43,782	41,681	41,681
33600 Utilities	8,390	9,480	8,400	8,400
Services & Supplies	<u>233,090</u>	<u>274,076</u>	<u>155,366</u>	<u>155,366</u>
Capital Assets / Equipment				
53030 Fixed Assets - Equipment	1,229	16,279	-	-
Capital Assets / Equipment	<u>1,229</u>	<u>16,279</u>	<u>-</u>	<u>-</u>
Total Expenditures/Appropriations	626,700	691,506	555,995	555,995
Net Cost	601,078	666,775	531,995	531,995

State Controller Schedules County Budget Act January 2010 Edition, revision #1	County of Mono Financing Sources and Uses by Budget Unit by Object Governmental Funds Fiscal Year 2019-20	Schedule 9 Fish & Game Fund
--	--	------------------------------------

Budget Unit **Fish & Game Propagation**
Function **Public Protection**
Activity **Other Protection** 104-27-193

Detail by Revenue Category and Expenditure Object	2017-18 Actuals	2018-19 Actuals <i>Estimated</i>	2019-20 Recommended	2019-20 Adopted by the Board of Supervisors
1	2	3	4	5
Fines, Forfeitures & Penalties				
13030 Fish & Game Fines	23,625	-	-	-
13051 Fish & Game Restitution	200	-	-	-
Fines, Forfeitures & Penalties	23,825	-	-	-
Use of Money & Property				
14010 Interest	287	835	100	100
Use of Money & Property	287	835	100	100
Miscellaneous Revenues				
17010 Misc Revenue - Monitoring	-	-	-	-
Miscellaneous Revenues	-	-	-	-
Total Revenue	24,112	835	100	100
Services & Supplies				
33120 Special Department Expense	3,997	5,000	30,600	30,600
Services & Supplies	3,997	5,000	30,600	30,600
Total Expenditures/Appropriations	3,997	5,000	30,600	30,600
Net Cost	(20,115)	4,165	30,500	30,500

State Controller Schedules County Budget Act January 2010 Edition, revision #1	County of Mono Financing Sources and Uses by Budget Unit by Object Governmental Funds Fiscal Year 2019-20	Schedule 9 Terrorism Fund
--	--	----------------------------------

Budget Unit **Terrorism**
Function **Public Protection**
Activity **Other Protection** 142-22-440

Detail by Revenue Category and Expenditure Object	2017-18 Actuals	2018-19 Actuals <i>Estimated</i>	2019-20 Recommended	2019-20 Adopted by the Board of Supervisors
1	2	3	4	5
Intergovernmental Revenues				
15015 Federal - Homeland Security	88,618	89,836	88,712	88,712
15510 Federal - Homeland Security	-	-	-	-
Intergovernmental Revenues	88,618	89,836	88,712	88,712
Operating Transfers				
18100 Transfer In	-	-	-	-
Operating Transfers	-	-	-	-
Total Revenue	88,618	89,836	88,712	88,712
Services & Supplies				
20010 Expenditures	89,752	88,701	88,712	88,712
Services & Supplies	89,752	88,701	88,712	88,712
Total Expenditures/Appropriations	89,752	88,701	88,712	88,712
Net Cost	1,134	(1,135)	-	-

State Controller Schedules County Budget Act January 2010 Edition, revision #1	County of Mono Financing Sources and Uses by Budget Unit by Object Governmental Funds Fiscal Year 2019-20	Schedule 9 Geothermal Fund
--	--	-----------------------------------

Budget Unit **Geothermal**
Function **Public Protection**
Activity **Other Protection** 107-27-194

Detail by Revenue Category and Expenditure Object	2017-18 Actuals	2018-19 Actuals <i>Estimated</i>	2019-20 Recommended	2019-20 Adopted by the Board of Supervisors
1	2	3	4	5
Miscellaneous Revenues				
17010 Misc Revenue - Monitoring	377,947	175,294	214,580	214,580
Miscellaneous Revenues	377,947	175,294	214,580	214,580
Total Revenue	377,947	175,294	214,580	214,580
Services & Supplies				
52015 Geothermal Projects	377,937	164,115	214,580	214,580
Services & Supplies	377,937	164,115	214,580	214,580
Total Expenditures/Appropriations	377,937	164,115	214,580	214,580
Net Cost	(10)	(11,179)	-	-

State Controller Schedules County Budget Act January 2010 Edition, revision #1	County of Mono Financing Sources and Uses by Budget Unit by Object Governmental Funds Fiscal Year 2019-20	Schedule 9 Geothermal Royalties
--	--	--

Budget Unit **Geothermal Royalties**
Function **Public Protection** 108-27-194
Activity **Other Protection**

Detail by Revenue Category and Expenditure Object	2017-18 Actuals	2018-19 Actuals <i>Estimated</i>	2019-20 Recommended	2019-20 Adopted by the Board of Supervisors
1	2	3	4	5
Use of Money & Property				
14010 Interest	4,160	5,028	3,000	3,000
Use of Money & Property	4,160	5,028	3,000	3,000
Intergovernmental Revenues				
15750 Federal - Geothermal Royalties	59,479	168,445	85,000	85,000
Intergovernmental Revenues	59,479	168,445	85,000	85,000
Total Revenue	63,639	173,473	88,000	88,000
Services & Supplies				
33120 Special Department Expense	18,069	25,000	25,000	25,000
Services & Supplies	18,069	25,000	25,000	25,000
Operating Transfers				
60100 Transfers Out	120,000	50,000	15,000	15,000
Operating Transfers	120,000	50,000	15,000	15,000
Total Expenditures/Appropriations	138,069	75,000	40,000	40,000
Net Cost	74,430	(98,473)	(48,000)	(48,000)

**PUBLIC
WAYS &
FACILITIES**

State Controller Schedules	County of Mono	Schedule 9
County Budget Act	Financing Sources and Uses by Budget Unit by Object	
January 2010 Edition, revision #1	Governmental Funds	Road Fund
	Fiscal Year 2019-20	

Budget Unit **Road Department**
Function **Public Ways and Facilities**
Activity **Public Ways and Facilities** 180-31-725

Detail by Revenue Category and Expenditure Object	2017-18 Actuals	2018-19 Actuals <i>Estimated</i>	2019-20 Recommended	2019-20 Adopted by the Board of Supervisors
1	2	3	4	5
Licenses Permits & Franchises				
12090 Road Privileges & Permits	14,266	5,280	10,000	10,000
Licenses Permits & Franchises	14,266	5,280	10,000	10,000
Fines, Forfeitures & Penalties				
13010 Vehicle Code Fines	68,870	49,542	60,000	60,000
Fines, Forfeitures & Penalties	68,870	49,542	60,000	60,000
Use of Money & Property				
14010 Interest	9,687	5,843	-	-
Use of Money & Property	9,687	5,843	-	-
Intergovernmental Revenues				
15020 State - Highway Users Tax	1,704,098	1,683,516	2,212,935	2,212,935
15042 State - Traffic Congestion Relief Loan Rep	112,949	113,054	113,019	113,019
15100 State- Matching Funds	329,725	329,725	329,725	329,725
15680 Federal - Forest Reserve	305,470	316,359	250,000	250,000
15900 Aid from Other Government Agencies	13,165	70,624	5,000	5,000
Intergovernmental Revenues	2,465,407	2,513,278	2,910,679	2,910,679
Charges for Current Services				
16250 Road and Street Services	93,979	114,698	80,000	80,000
16950 Interfund Revenue	380,486	428,617	350,000	350,000
Charges for Current Services	474,465	543,315	430,000	430,000
Miscellaneous Revenues				
17010 Miscellaneous	67	-	-	-
17020 Prior Year Revenue	-	-	-	-
17050 Donations & Contributions	-	-	-	-
17250 Judgments, Damages & Settlements	100	150	-	-
Miscellaneous Revenues	167	150	-	-
Other Financing Sources				
18010 Sale of Fixed Assets	-	-	7,000	7,000
Other Financing Sources	-	-	7,000	7,000
Operating Transfers				
18100 Transfers In	938,696	822,033	522,033	522,033
Operating Transfers	938,696	822,033	522,033	522,033
Total Revenue	3,971,558	3,939,441	3,939,712	3,939,712
Salaries & Benefits				
21100 Salaries & Wages	1,203,313	1,209,310	1,338,880	1,338,880
21120 Overtime	18,630	65,951	54,050	54,050
22100 Employee Benefits	983,799	275,723	182,808	182,808
22110 Health (medical, dental, vision)	-	379,020	473,304	473,304
22120 PERS	-	397,429	367,594	367,594
Salaries & Benefits	2,205,742	2,327,433	2,416,636	2,416,636
Services & Supplies				
30120 Uniforms	11,952	12,156	13,000	13,000
30280 Telephone	10,831	12,797	9,058	9,058

State Controller Schedules County Budget Act January 2010 Edition, revision #1	County of Mono Financing Sources and Uses by Budget Unit by Object Governmental Funds Fiscal Year 2019-20	Schedule 9 Road Fund
--	--	-----------------------------

Budget Unit **Road Department**
Function **Public Ways and Facilities**
Activity **Public Ways and Facilities** 180-31-725

Detail by Revenue Category and Expenditure Object	2017-18 Actuals	2018-19 Actuals <i>Estimated</i>	2019-20 Recommended	2019-20 Adopted by the Board of Supervisors
1	2	3	4	5
30350 Household Expense	6,848	5,479	7,000	7,000
30500 Workers' Comp Ins Expense	93,648	138,349	95,544	95,544
30510 Liability Insurance	190,467	197,470	150,052	150,052
31200 Equipment Maintenance	172,045	179,687	224,600	224,600
31400 Building Maintenance	-	(649)	250	250
31700 Memberships	60	-	-	-
32000 Office Expense	3,120	7,238	3,600	3,600
32010 Technology Expense	9,267	20,901	21,789	21,789
32020 Technology Expenses - Software Licenses	-	-	5,000	5,000
32450 Contract Services	28,314	23,690	47,500	47,500
32500 Professional & Specialized Services	2,531	1,827	2,700	2,700
32800 Publications & Legal Notices	-	-	-	-
32860 Rents & Leases - Equipment	2,396	2,334	5,400	5,400
32950 Rents & Leases - Real Property	620	628	2,500	2,500
33010 Small Tools & Instruments	2,360	5,222	6,000	6,000
33120 Special Departmental Expense	37,571	64,095	82,860	82,860
33350 Travel & Training	252	19,069	31,000	31,000
33351 Fuel & Vehicle Expense	550,905	673,690	550,000	550,000
33360 Motor Pool	165,275	185,049	179,535	179,535
33600 Utilities	90,830	102,225	101,500	101,500
33699 Inventory Depleted	51,313	(41,393)	-	-
72960 A-87 Indirect Costs	188,219	405,855	426,148	426,148
Services & Supplies	1,618,824	2,015,719	1,965,036	1,965,036
Capital Assets / Equipment				
52010 Land & Improvements	-	-	-	-
53020 Fixed Assets -Construction Equipment	-	-	-	-
53030 Fixed Assets - Equipment	-	71,858	229,500	229,500
Capital Assets / Equipment	-	71,858	229,500	229,500
Operating Transfers				
60100 Transfers Out	25,000	-	-	-
Operating Transfers	25,000	-	-	-
Total Expenditures/Appropriations	3,849,566	4,415,010	4,611,172	4,611,172
Net Cost	(121,992)	475,569	671,460	671,460

State Controller Schedules County Budget Act January 2010 Edition, revision #1	County of Mono Financing Sources and Uses by Budget Unit by Object Governmental Funds Fiscal Year 2019-20	Schedule 9 State & Federal Road Projects
--	--	---

Budget Unit **State & Federal Road Projects**
Function **Public Ways and Facilities**
Activity **Public Ways and Facilities** 181-31-725

Detail by Revenue Category and Expenditure Object	2017-18 Actuals	2018-19 Actuals <i>Estimated</i>	2019-20 Recommended	2019-20 Adopted by the Board of Supervisors
1	2	3	4	5
Use of Money & Property				
14010 Interest	1,615	13,823	-	-
Use of Money & Property	<u>1,615</u>	<u>13,823</u>	<u>-</u>	<u>-</u>
Intergovernmental Revenues				
15,043 State - SB1 Road Maint & Rehab	582,226	1,835,650	1,658,818	1,658,818
15101 RSTP - Highway Safety Revenue	-	-	80,662	80,662
15170 State - STIP Aid for Construction	43,053	-	1,862,000	1,862,000
15648 Federal - Matching Funds	-	-	-	-
15649 Federal - Aid for Construction	-	-	-	-
15900 Aid from Other Government Agencies	1,648	11,905	90,000	90,000
Intergovernmental Revenues	<u>626,927</u>	<u>1,847,555</u>	<u>3,691,480</u>	<u>3,691,480</u>
Operating Transfers				
18100 Transfers In	105,722	80,801	-	-
Operating Transfers	<u>105,722</u>	<u>80,801</u>	<u>-</u>	<u>-</u>
Total Revenue	734,264	1,942,179	3,691,480	3,691,480
Capital Assets / Equipment				
52010 Land & Improvements	276,593	873,859	5,168,370	5,168,370
Capital Assets / Equipment	<u>276,593</u>	<u>873,859</u>	<u>5,168,370</u>	<u>5,168,370</u>
Operating Transfers				
60100 Transfers Out	-	-	-	-
Operating Transfers	<u>-</u>	<u>-</u>	<u>-</u>	<u>-</u>
Total Expenditures/Appropriations	276,593	873,859	5,168,370	5,168,370
Net Cost	(457,671)	(1,068,320)	1,476,890	1,476,890

HEALTH AND SANITATION

State Controller Schedules	County of Mono	Schedule 9
County Budget Act	Financing Sources and Uses by Budget Unit by Object	
January 2010 Edition, revision #1	Governmental Funds	Mental Health Fund
	Fiscal Year 2019-20	

Budget Unit **Behavioral Health**
Function **Health and Sanitation**
Activity **Health** 120-41-840

Detail by Revenue Category and Expenditure Object	2017-18 Actuals	2018-19 Actuals Estimated	2019-20 Recommended	2019-20 Adopted by the Board of Supervisors
1	2	3	4	5
Fines, Forfeitures & Penalties				
13065 Special Alcohol Fines	-	-	-	-
Fines, Forfeitures & Penalties	-	-	-	-
Use of Money and Property				
14010 Interest	6,705	14,586	-	-
Use of Money and Property	6,705	14,586	-	-
Intergovernmental Revenue				
15200 State MediCal	732,177	317,559	452,656	452,656
15220 State - Mental Health	-	100,545	14,498	14,498
15442 Mental Health Realignment	518,863	637,010	560,016	560,016
Intergovernmental Revenue	1,251,040	1,055,114	1,027,170	1,027,170
Charges For Current Services				
16054 Mental Health Fees	2,627	10,881	5,254	5,254
16301 Mental Health Service Fees	20,226	36,470	22,000	22,000
16310 Drug and Alcohol Fees	-	-	-	-
Charges For Current Services	22,853	47,351	27,254	27,254
Miscellaneous Revenues				
17010 Miscellaneous	-	-	-	-
Miscellaneous Revenues	-	-	-	-
Operating Transfers				
18100 Transfer In	73,111	24,902	72,149	72,149
Operating Transfers	73,111	24,902	72,149	72,149
Total Revenue	1,353,709	1,141,953	1,126,573	1,126,573
Salaries & Benefits				
21100 Salaries & Wages	228,852	254,751	327,264	327,264
21120 Overtime	3,982	3,306	3,600	3,600
22100 Employee Benefits	248,315	54,667	40,903	40,903
22110 Health (medical, dental, vision)	-	63,811	94,261	94,261
22120 PERS	-	166,820	86,893	86,893
Salaries & Benefits	481,149	543,355	552,921	552,921
Services & Supplies				
30280 Telephone	2,688	2,883	3,000	3,000
30350 Household Expense	217	133	500	500
30500 Workers' Comp Ins Expense	21,330	15,653	11,690	11,690
30510 Liability Insurance	11,560	10,021	7,211	7,211
31200 Equipment Maintenance	275	-	500	500
31400 Building/Land Maint Repair	-	34	-	-
31700 Memberships	4,807	6,488	6,490	6,490
32000 Office Expense	5,267	5,101	4,900	4,900
32010 Technology Expense	12,152	19,962	7,662	7,662
32450 Contract Services	244,084	204,464	215,170	215,170
32950 Rents & Leases - Structure	96,714	103,620	106,319	106,319
33100 Education	-	-	-	-

State Controller Schedules County Budget Act January 2010 Edition, revision #1	County of Mono Financing Sources and Uses by Budget Unit by Object Governmental Funds Fiscal Year 2019-20	Schedule 9 Mental Health Fund
--	--	--------------------------------------

Budget Unit **Behavioral Health**
Function **Health and Sanitation**
Activity **Health** 120-41-840

Detail by Revenue Category and Expenditure Object	2017-18 Actuals	2018-19 Actuals <i>Estimated</i>	2019-20 Recommended	2019-20 Adopted by the Board of Supervisors
1	2	3	4	5
33120 Special Departmental Expense	22,422	8,926	17,000	17,000
33350 Travel & Training	16,172	7,326	15,000	15,000
33351 Fuel & Vehicle Expense	2,529	2,841	2,500	2,500
33360 Motor Pool Expense	10,059	7,225	8,048	8,048
72960 A-87 Indirect Costs	117,461	210,418	220,939	220,939
Services & Supplies	567,737	605,095	626,929	626,929
Operating Transfers				
60100 Transfers Out	5,211	-	-	-
Operating Transfers	5,211	-	-	-
Total Expenditures/Appropriations	1,054,097	1,148,450	1,179,850	1,179,850
Net Cost	(299,612)	6,497	53,277	53,277

State Controller Schedules	County of Mono	Schedule 9
County Budget Act	Financing Sources and Uses by Budget Unit by Object	
January 2010 Edition, revision #1	Governmental Funds	Mental Health Fund
	Fiscal Year 2019-20	

Budget Unit **Alcohol & Drug Program**
Function **Health and Sanitation**
Activity **Health** 120-41-845

Detail by Revenue Category and Expenditure Object	2017-18 Actuals	2018-19 Actuals Estimated	2019-20 Recommended	2019-20 Adopted by the Board of Supervisors
1	2	3	4	5
Fines, Forfeitures & Penalties				
13065 Special Alcohol Fines	6,899	6,724	5,000	5,000
Fines, Forfeitures & Penalties	6,899	6,724	5,000	5,000
Intergovernmental Revenue				
15652 Federal Alcohol & Drug Program	540,044	113,144	420,641	420,641
Intergovernmental Revenue	540,044	113,144	420,641	420,641
Charges For Current Services				
16310 Drug and Alcohol Fees	80,683	95,057	71,000	71,000
Charges For Current Services	80,683	95,057	71,000	71,000
Miscellaneous Revenues				
17020 Prior Year Revenue	-	-	-	-
Miscellaneous Revenues	-	-	-	-
Operating Transfers				
18100 Transfer In	18,958	30,702	238,691	238,691
Operating Transfers	18,958	30,702	238,691	238,691
Total Revenue	646,584	245,627	735,332	735,332
Salaries & Benefits				
21100 Salaries & Wages	235,586	250,763	262,142	262,142
21120 Overtime	5,291	4,408	4,760	4,760
22100 Employee Benefits	139,840	53,449	33,851	33,851
22110 Health (medical, dental, vision)	-	67,570	69,175	69,175
22120 PERS	-	33,978	73,987	73,987
Salaries & Benefits	380,717	410,168	443,915	443,915
Services & Supplies				
30280 Communications	1,155	1,155	496	496
30350 Household Expense	248	44	345	345
30500 Workers' Comp Ins Expense	2,132	9,111	7,785	7,785
30510 Liability Insurance	1,447	4,288	4,332	4,332
31200 Equipment Maintenance	2	-	500	500
31400 Building/Land Maint Repair	-	30	-	-
31700 Memberships	2,836	3,553	3,524	3,524
32000 Office Expense	5,230	7,349	6,600	6,600
32010 Technology Expense	-	-	7,661	7,661
32450 Contract Services	26,212	27,860	88,589	88,589
32950 Rents & Leases - Structure	79,896	87,665	87,831	87,831
33100 Education	3,467	-	-	-
33120 Special Departmental Expense	2,119	4,094	3,000	3,000
33350 Travel & Training	4,129	6,209	12,185	12,185
33351 Fuel & Vehicle Expense	2,275	1,790	2,000	2,000
33360 Motor Pool Expense	9,122	10,497	8,047	8,047
72960 A-87 Indirect Costs	46,290	36,869	38,712	38,712
Services & Supplies	186,560	200,514	271,607	271,607
Operating Transfers				

State Controller Schedules County Budget Act January 2010 Edition, revision #1	County of Mono Financing Sources and Uses by Budget Unit by Object Governmental Funds Fiscal Year 2019-20	Schedule 9 Mental Health Fund
--	--	--------------------------------------

Budget Unit **Alcohol & Drug Program**
Function **Health and Sanitation**
Activity **Health** 120-41-845

Detail by Revenue Category and Expenditure Object	2017-18 Actuals	2018-19 Actuals Estimated	2019-20 Recommended	2019-20 Adopted by the Board of Supervisors
1	2	3	4	5
6010 Transfer Out	-	-	-	-
Operating Transfers	-	-	-	-
Total Expenditures/Appropriations	567,277	610,682	715,522	715,522
Net Cost	(79,307)	365,055	(19,810)	(19,810)

State Controller Schedules	County of Mono	Schedule 9
County Budget Act	Financing Sources and Uses by Budget Unit by Object	
January 2010 Edition, revision #1	Governmental Funds	Mental Health Services Act Fund
	Fiscal Year 2019-20	

Budget Unit **Mental Health Services Act**
Function **Health and Sanitation**
Activity **Health and Sanitation** 121-41-841

Detail by Revenue Category and Expenditure Object	2017-18 Actuals	2018-19 Actuals Estimated	2019-20 Recommended	2019-20 Adopted by the Board of Supervisors
1	2	3	4	5
Use of Money and Property				
14010 Interest	88,014	135,493	30,000	30,000
Use of Money and Property	<u>88,014</u>	<u>135,493</u>	<u>30,000</u>	<u>30,000</u>
Intergovernmental Revenue				
15230 State - Mental Health Services Act	1,817,272	1,818,872	1,761,009	1,761,009
15498 State - Misc Stigma Grant	-	-	-	-
Intergovernmental Revenue	<u>1,817,272</u>	<u>1,818,872</u>	<u>1,761,009</u>	<u>1,761,009</u>
Miscellaneous Revenues				
17010 Miscellaneous	2,414	-	-	-
17020 Prior Year Revenue	-	-	-	-
Miscellaneous Revenues	<u>2,414</u>	<u>-</u>	<u>-</u>	<u>-</u>
Total Revenue	<u>1,907,700</u>	<u>1,954,365</u>	<u>1,791,009</u>	<u>1,791,009</u>
Salaries & Benefits				
21100 Salaries & Wages	517,569	575,153	668,991	668,991
21120 Overtime	4,005	3,306	3,500	3,500
22100 Employee Benefits	303,086	120,703	91,623	91,623
22110 Health (medical, dental, vision)	-	155,267	167,851	167,851
22120 PERS	-	75,779	181,364	181,364
Salaries & Benefits	<u>824,660</u>	<u>930,208</u>	<u>1,113,329</u>	<u>1,113,329</u>
Services & Supplies				
30280 Telephone	3,884	2,790	2,200	2,200
30350 Household Expense	285	114	1,000	1,000
30500 Workers' Comp Ins Expense	5,928	9,111	7,785	7,785
30510 Liability Insurance	2,583	3,743	3,819	3,819
31200 Equipment Maintenance	445	85	2,000	2,000
31400 Building Maintenance	655	617	2,000	2,000
31700 Membership Fees	640	2,561	-	-
32000 Office Expense	4,763	6,908	7,000	7,000
32010 Technology Expense	932	6,661	7,661	7,661
32450 Contract Services	130,134	176,897	248,381	248,381
32950 Rents & Leases - Structure	37,423	40,533	41,140	41,140
33100 Education	3,179	-	-	-
33120 Special Departmental Expense	10,525	33,204	23,085	23,085
33121 Special Department - Loan Reimbursemer	-	45,125	20,000	20,000
33350 Travel & Training	7,697	15,032	11,000	11,000
33351 Fuel & Vehicle Expense	2,555	3,037	2,500	2,500
33360 Motor Pool Expense	12,157	11,351	8,048	8,048
33600 Utilities	4,473	4,186	7,000	7,000
72960 A-87 Indirect Costs	32,751	72,452	76,075	76,075
Services & Supplies	<u>261,009</u>	<u>434,407</u>	<u>470,694</u>	<u>470,694</u>
Capital Assets / Equipment				
53022 Fixed Assets: Buildings-Davison House	7,593	-	2,507,397	2,507,397
53030 Fixed Assets - Equipment	0	32,630	-	-

State Controller Schedules County Budget Act January 2010 Edition, revision #1	County of Mono Financing Sources and Uses by Budget Unit by Object Governmental Funds Fiscal Year 2019-20	Schedule 9 Mental Health Services Act Fund
--	--	---

Budget Unit **Mental Health Services Act**
Function **Health and Sanitation**
Activity **Health and Sanitation** 121-41-841

Detail by Revenue Category and Expenditure Object	2017-18 Actuals	2018-19 Actuals <i>Estimated</i>	2019-20 Recommended	2019-20 Adopted by the Board of Supervisors
1	2	3	4	5
Capital Assets / Equipment	7,593	32,630	2,507,397	2,507,397
Operating Transfers				
60100 Transfers Out	-	-	-	-
Operating Transfers In	-	-	-	-
Contingency				
91010 Contingency - MHSA Prudent Reserve	-	-	160,000	160,000
Total Expenditures/Appropriations	1,093,262	1,397,245	4,091,420	4,091,420
Net Cost	(814,438)	(557,120)	2,300,411	2,300,411

State Controller Schedules County Budget Act January 2010 Edition, revision #1	County of Mono Financing Sources and Uses by Budget Unit by Object Governmental Funds Fiscal Year 2019-20	Schedule 9 Health Fund
---	---	---

Budget Unit **Public Health**
Function **Health & Sanitation**
Activity **Health** 130-41-860

Detail by Revenue Category and Expenditure Object	2017-18 Actuals	2018-19 Actuals <i>Estimated</i>	2019-20 Recommended	2019-20 Adopted by the Board of Supervisors
1	2	3	4	5
Licenses Permits & Franchises				
12020 Business Licenses	2,171	-	-	-
12070 Camp Permits	2,479	-	-	-
12100 Septic Systems	18,219	16,697	14,000	14,000
12112 Well Permits	11,923	14,635	12,000	12,000
12115 Misc Permits	-	203	-	-
12120 Food Permits	80,453	81,484	77,000	77,000
12130 Pool Permits	53,875	54,200	54,119	54,119
12140 Underground Tank Permits	58,639	55,122	58,140	58,140
12150 Small Water System - County	47,370	46,893	44,868	44,868
12180 LEA - Solid Waste	11,664	13,248	13,248	13,248
Licenses Permits & Franchises	286,793	282,482	273,375	273,375
Fines, Forfeitures & Penalties				
13020 Car Seat Safety VC 27360	466	408	250	250
13080 Aids Edu H7S 11377C	312	95	250	250
Fines, Forfeitures & Penalties	778	503	500	500
Use of Money and Property				
14010 Interest	4,915	12,542	7,000	7,000
	4,915	12,542	7,000	7,000
Intergovernmental Revenue				
15121 State - LEA Grant	16,730	16,685	16,685	16,685
15151 State - Maternal Child Health	78,301	107,551	122,055	122,055
15171 State - CHDP Grant	23,016	3,889	13,658	13,658
15190 State - HIV Surveillance	3,004	3,000	3,000	3,000
15201 State - Ryan White HIV Grant	58,607	19,414	44,550	44,550
15202 State - Miscellaneous Grants	-	-	-	-
15204 State - CMSP Grant Co Wellness	-	50,000	37,500	37,500
15205 State - Rural CUPA Support Grant	97,204	-	-	-
15206 State - Local Oral Health Prog Grant	2,864	135,969	141,055	141,055
15260 State - Foster Care	7,033	10,788	12,000	12,000
15270 State - MTP	17,583	4,330	11,069	11,069
15352 State - Immunization Grant	34,459	72,500	36,250	36,250
15441 State - Health Realignment	1,381,013	1,480,360	1,381,000	1,381,000
15571 Federal - WIC	285,905	244,316	277,451	277,451
17555 Other Grants - Miscellaneous	15,000	506	-	-
Intergovernmental Revenue	2,020,719	2,149,308	2,096,273	2,096,273
Charges For Current Services				
16240 Labor Reimbursement	-	-	-	-
16300 Social Services CSS Fees	-	-	-	-
16380 State - Administrative CCS	198,436	150,148	194,494	194,494
16501 Adult Immunizations Revenue	21,929	15,421	17,000	17,000
16601 Miscellaneous Clinical Services	656	1,155	600	600
16605 Solid Waste Service Fees	50,710	40,745	51,300	51,300
16650 Medical Marijuana ID Application	950	550	200	200

State Controller Schedules	County of Mono	Schedule 9
County Budget Act	Financing Sources and Uses by Budget Unit by Object	
January 2010 Edition, revision #1	Governmental Funds	Health Fund
	Fiscal Year 2019-20	

Budget Unit **Public Health**
Function **Health & Sanitation**
Activity **Health** 130-41-860

Detail by Revenue Category and Expenditure Object	2017-18 Actuals	2018-19 Actuals <i>Estimated</i>	2019-20 Recommended	2019-20 Adopted by the Board of Supervisors
1	2	3	4	5
16901 CCS Client Fees	-	-	20	20
Charges For Current Services	272,681	208,019	263,614	263,614
Miscellaneous Revenues				
17010 Miscellaneous	651	1,711	-	-
17020 Prior Year Revenue	585	5,517	-	-
Miscellaneous Revenues	1,236	7,228	-	-
Operating Transfers				
18100 Transfers In	22,932	21,599	24,350	24,350
Operating Transfers	22,932	21,599	24,350	24,350
Total Revenue	2,610,054	2,681,681	2,665,112	2,665,112
Salaries & Benefits				
21100 Salaries & Wages	947,082	1,018,202	1,221,146	1,221,146
21120 Overtime	398	(186)	-	-
22100 Employee Benefits	702,100	226,155	167,070	167,070
22110 Health (medical, dental, vision)	-	223,515	274,701	274,701
22120 PERS	-	288,622	319,473	319,473
Salaries & Benefits	1,649,580	1,756,308	1,982,390	1,982,390
Services & Supplies				
30280 Telephone	15,689	15,680	16,769	16,769
30500 Workers' Comp Ins Expense	38,800	78,440	138,153	138,153
30510 Liability Insurance	14,059	14,510	15,971	15,971
31200 Equipment Maintenance	337	1,397	500	500
31530 Medical & Dental Supplies	25,890	12,486	20,000	20,000
31700 Memberships	6,338	11,595	10,780	10,780
32000 Office Expense	20,734	27,226	18,000	18,000
32010 Technology Expense	11,474	16,415	19,409	19,409
32020 Technology Expense - Software Licenses	-	24,879	22,476	22,476
32450 Contract Services	110,192	178,019	182,800	182,800
32500 Professional Services	2,258	6,875	3,370	3,370
32510 CCS Treatment Services	3,405	1,407	3,500	3,500
32950 Rents & Leases - Structure	123,056	106,745	113,908	113,908
33010 Small tools & Instruments	-	86	-	-
33120 Special Departmental Expense	4,919	3,057	2,150	2,150
33350 Travel & Training	29,412	42,992	29,321	29,321
33351 Fuel/Vehicle Expense	7,027	8,155	7,335	7,335
33360 Motor Pool Expense	29,121	28,422	21,074	21,074
72960 A-87 Indirect Costs	131,321	140,611	147,642	147,642
Services & Supplies	574,032	718,997	773,158	773,158
Operating Transfers				
60100 Transfers Out	-	-	67,770	67,770
Operating Transfers	-	-	67,770	67,770
Total Expenditures/Appropriations	2,223,612	2,475,305	2,823,318	2,823,318
Net Cost	(386,442)	(206,376)	158,206	158,206

State Controller Schedules	County of Mono	Schedule 9
County Budget Act	Financing Sources and Uses by Budget Unit by Object	
January 2010 Edition, revision #1	Governmental Funds	Health Education Fund
	Fiscal Year 2019-20	

Budget Unit **Health Education**
Function **Health and Sanitation**
Activity **Health** 131-41-847

Detail by Revenue Category and Expenditure Object	2017-18 Actuals	2018-19 Actuals <i>Estimated</i>	2019-20 Recommended	2019-20 Adopted by the Board of Supervisors
1	2	3	4	5
Fines, Forfeitures & Penalties				
13080 AIDS Education H&S 11377c	-	-	-	-
Fines, Forfeitures & Penalties	-	-	-	-
Use of Money and Property				
14010 Interest	55	-	-	-
Use of Money and Property	55	-	-	-
Intergovernmental Revenue				
15250 State - Health Education Tobacco	362,042	226,812	311,550	311,550
Intergovernmental Revenue	362,042	226,812	311,550	311,550
Miscellaneous Revenues				
17020 Prior Year Revenue	-	-	-	-
Miscellaneous Revenues	-	-	-	-
Operating Transfers				
18100 Transfers In	-	-	23,011	23,011
Operating Transfers	-	-	23,011	23,011
Total Revenue	362,097	226,812	334,561	334,561
Salaries & Benefits				
21100 Salaries & Wages	131,355	130,094	100,646	100,646
22100 Employee Benefits	71,862	28,989	13,897	13,897
22110 Health (medical, dental, vision)	-	21,522	14,629	14,629
22120 PERS	-	43,836	28,595	28,595
Salaries & Benefits	203,217	224,441	157,767	157,767
Services & Supplies				
30280 Telephone	2,016	2,426	1,840	1,840
30500 Workers' Comp Ins Expense	1,422	1,709	2,746	2,746
30510 Liability Insurance	789	896	1,347	1,347
31700 Membership Fees	500	872	866	866
32000 Office Expense	3,378	1,403	2,656	2,656
32010 Technology Expense	400	1,670	1,348	1,348
32020 Technology Expense - Software Licenses	-	1,188	500	500
32450 Contract Services	15,817	19,321	27,140	27,140
32950 Rents & Leases - Structure	12,023	10,603	12,098	12,098
33101 Educational Materials	1,072	455	2,400	2,400
33102 Promotions	-	935	-	-
33120 Special Departmental Expense	31,083	41,350	35,736	35,736
33350 Travel & Training	3,098	9,018	6,451	6,451
33351 Fuel/Vehicle Expense	490	894	480	480
33360 Motor Pool Expense	1,163	3,352	1,171	1,171
72960 A-87 Indirect Costs	49,552	76,205	80,015	80,015
Services & Supplies	122,803	172,297	176,794	176,794
Total Expenditures/Appropriations	326,020	396,738	334,561	334,561
Net Cost	(36,077)	169,926	-	-

State Controller Schedules	County of Mono	Schedule 9
County Budget Act	Financing Sources and Uses by Budget Unit by Object	
January 2010 Edition, revision #1	Governmental Funds	Bioterrorism Fund
	Fiscal Year 2019-20	

Budget Unit **Bioterrorism**
Function **Health and Sanitation**
Activity **Health** 133-41-860

Detail by Revenue Category and Expenditure Object	2017-18 Actuals	2018-19 Actuals Estimated	2019-20 Recommended	2019-20 Adopted by the Board of Supervisors
1	2	3	4	5
Use of Money and Property				
14010 Interest	(1,477)	(2,768)	-	-
Use of Money and Property	(1,477)	(2,768)	-	-
Intergovernmental Revenue				
15551 Federal - Pandemic Flu	61,845	58,448	60,451	60,451
15552 Federal - Ebola Grant	28,574	-	-	-
15600 Federal - Bioterrorism	-	-	-	-
15660 Federal - Hospital Preparedness Program	148,754	78,239	113,605	113,605
15661 Federal - PH Emergency Preparedness	81,341	83,562	107,374	107,374
Intergovernmental Revenue	320,514	220,249	281,430	281,430
Miscellaneous Revenues				
17010 Miscellaneous	-	-	-	-
17020 Prior Year Revenue	-	66,488	-	-
Miscellaneous Revenues	-	66,488	-	-
Operating Transfers				
18010 Transfers In	-	-	44,759	44,759
Operating Transfers	-	-	44,759	44,759
Total Revenue	319,037	283,969	326,189	326,189
Salaries & Benefits				
21100 Salaries & Wages	152,870	150,158	156,497	156,497
21120 Overtime	-	-	-	-
22100 Employee Benefits	81,000	33,421	21,120	21,120
22110 Health (medical, dental, vision)	-	36,738	37,256	37,256
22120 PERS	-	25,682	36,900	36,900
Salaries & Benefits	233,870	245,999	251,773	251,773
Services & Supplies				
30280 Telephone	9,918	12,719	12,068	12,068
30500 Workers' Comp Ins Expense	6,126	6,663	4,403	4,403
30510 Liability Insurance	950	844	674	674
31200 Equipment Maintenance	3,762	10,402	-	-
31530 Medical/Dental & Lab Supplies	-	5,899	-	-
32000 Office Expense	1,280	1,780	1,200	1,200
32010 Technology Expense	933	7,305	1,850	1,850
32020 Technology Expense - Software Licenses	-	1,081	700	700
32450 Contract Services	720	-	-	-
32500 Professional Services	-	1,479	-	-
32950 Rents & Leases - Structure	21,514	18,973	21,650	21,650
33120 Special Department Expense	-	2,184	-	-
33350 Travel & Training	6,450	11,737	15,877	15,877
33351 Vehicle Fuel Costs	168	298	300	300
33360 Motor Pool Expense	84	1,025	1,171	1,171
72960 A-87 Indirect Costs	7,504	13,831	14,523	14,523
Services & Supplies	59,409	96,220	74,416	74,416

State Controller Schedules County Budget Act January 2010 Edition, revision #1	County of Mono Financing Sources and Uses by Budget Unit by Object Governmental Funds Fiscal Year 2019-20	Schedule 9 Bioterrorism Fund
--	--	-------------------------------------

Budget Unit **Bioterrorism**
Function **Health and Sanitation**
Activity **Health** 133-41-860

Detail by Revenue Category and Expenditure Object	2017-18 Actuals	2018-19 Actuals Estimated	2019-20 Recommended	2019-20 Adopted by the Board of Supervisors
1	2	3	4	5
Capital Assets / Equipment				
53030 Fixed Assets - Equipment	-	-	-	-
Capital Assets / Equipment	-	-	-	-
Total Expenditures/Appropriations	293,279	342,219	326,189	326,189
Net Cost	(25,758)	58,250	-	-

State Controller Schedules County Budget Act January 2010 Edition, revision #1	County of Mono Financing Sources and Uses by Budget Unit by Object Governmental Funds Fiscal Year 2019-20	Schedule 9 BH 2011 Realignment
--	--	---------------------------------------

Budget Unit **BH 2011 Realignment**
Function **Health and Sanitation**
Activity **Health** 122-41-840

Detail by Revenue Category and Expenditure Object	2017-18 Actuals	2018-19 Actuals <i>Estimated</i>	2019-20 Recommended	2019-20 Adopted by the Board of Supervisors
1	2	3	4	5
Use of Money & Property				
14010 Interest Income	2,573	46,159	-	-
Use of Money & Property	2,573	46,159	-	-
Intergovernmental Revenues				
15443 State - 2011 Realignment	503,636	480,487	367,224	367,224
Intergovernmental Revenues	503,636	480,487	367,224	367,224
Operating Transfers				
18100 Transfers In	1,587,938	-	-	-
Operating Transfers	1,587,938	-	-	-
Total Revenue	2,094,147	526,646	367,224	367,224
Services & Supplies				
20010 Expenditures	-	-	-	-
Services & Supplies	-	-	-	-
Operating Transfers				
6010 Transfers Out	-	-	231,542	231,542
Operating Transfers	-	-	231,542	231,542
Total Expenditures/Appropriations	-	-	231,542	231,542
Net Cost	(2,094,147)	(526,646)	(135,682)	(135,682)

State Controller Schedules	County of Mono	Schedule 9
County Budget Act	Financing Sources and Uses by Budget Unit by Object	
January 2010 Edition, revision #1	Governmental Funds	General Fund
	Fiscal Year 2019-20	

Budget Unit **Emergency Medical Services**
Function **Health and Sanitation**
Activity **Hospital Care** 100-42-855

Detail by Revenue Category and Expenditure Object	2017-18 Actuals	2018-19 Actuals Estimated	2019-20 Recommended	2019-20 Adopted by the Board of Supervisors
1	2	3	4	5
Taxes				
10100 Transient Occupancy Tax	591,499	587,375	583,800	583,800
Taxes	591,499	587,375	583,800	583,800
Intergovernmental Revenue				
15310 State - Public Safety Sales Tax	364,767	404,437	333,000	333,000
15340 Maddy Funds - Paramedics	-	-	8,000	8,000
Intergovernmental Revenue	364,767	404,437	341,000	341,000
Charges For Current Services				
16350 Ambulance Fees	1,141,822	1,323,168	1,200,000	1,200,000
16351 Stand-by Fees	102,919	34,238	15,000	15,000
Charges For Current Services	1,244,741	1,357,406	1,215,000	1,215,000
Miscellaneous Revenues				
17010 Miscellaneous	(22)	-	-	-
17020 Prior Year Revenues	-	-	-	-
17250 Judgments, Damages & Settlements	-	-	-	-
Miscellaneous Revenues	(22)	-	-	-
Total Revenue	2,200,985	2,349,218	2,139,800	2,139,800
Salaries & Benefits				
21100 Salaries & Wages	1,737,003	1,729,609	1,748,703	1,748,703
21120 Overtime	381,111	390,728	300,000	300,000
21410 Holiday Pay	123,014	114,347	105,743	105,743
22100 Employee Benefits	1,369,511	488,182	251,364	251,364
22110 Health (medical, dental, vision)	-	374,398	442,120	442,120
22120 PERS	-	637,349	786,872	786,872
Salaries & Benefits	3,610,639	3,734,613	3,634,802	3,634,802
Services & Supplies				
30120 Uniform Allowance	18,127	17,586	17,625	17,625
30122 Safety Gear	10,718	1,222	10,000	10,000
30280 Telephone	16,149	16,808	16,770	16,770
30350 Household	5,011	5,552	5,000	5,000
30500 Workers' Comp Ins Expense	56,827	63,996	43,973	43,973
30510 Liability Insurance	24,805	29,774	27,276	27,276
31200 Equipment Maintenance	15,105	13,291	18,000	18,000
31400 Building Maintenance	1,199	409	1,500	1,500
31530 Medical Dental & Lab Supplies	44,753	44,399	45,000	45,000
31700 Membership Fees	3,700	3,731	8,000	8,000
32000 Office Expense	10,641	10,630	10,000	10,000
32005 Banking Expenses	2,877	5,122	4,800	4,800
32010 Technology Expense	11,690	30,717	30,411	30,411
32020 Technology Expense - Software Licenses	-	5,850	7,800	7,800
32450 Contract Services	26,998	6,400	10,000	10,000
32500 Professional & Specialized Services	6,796	-	6,300	6,300
32860 Rents & Leases - Other	4,236	16,363	16,500	16,500

State Controller Schedules	County of Mono	Schedule 9
County Budget Act	Financing Sources and Uses by Budget Unit by Object	
January 2010 Edition, revision #1	Governmental Funds	General Fund
	Fiscal Year 2019-20	

Budget Unit **Emergency Medical Services**
Function **Health and Sanitation** 100-42-855
Activity **Hospital Care**

Detail by Revenue Category and Expenditure Object	2017-18 Actuals	2018-19 Actuals <i>Estimated</i>	2019-20 Recommended	2019-20 Adopted by the Board of Supervisors
1	2	3	4	5
33010 Small Tools & Instruments	5,877	-	-	-
33100 Education & Tuition	18,820	16,366	15,000	15,000
33120 Special Department Expense	1,275	200,844	228,000	228,000
33350 Travel & Training	5,772	5,245	7,000	7,000
33351 Vehicle Expense - Fuel	30,989	31,214	30,000	30,000
33360 Motor Pool	181,723	132,623	174,756	174,756
33600 Utilities	25,639	15,183	18,000	18,000
70500 Credit Card Clearing	-	-	-	-
Services & Supplies	<u>529,727</u>	<u>673,325</u>	<u>751,711</u>	<u>751,711</u>
Capital Assets / Equipment				
53030 Fixed Assets - Equipment	<u>17,425</u>	<u>13,790</u>	<u>5,000</u>	<u>5,000</u>
Capital Assets / Equipment	<u>17,425</u>	<u>13,790</u>	<u>5,000</u>	<u>5,000</u>
Total Expenditures/Appropriations	4,157,791	4,421,728	4,391,513	4,391,513
Net Cost	1,956,806	2,072,510	2,251,713	2,251,713

PUBLIC ASSISTANCE

State Controller Schedules County Budget Act January 2010 Edition, revision #1	County of Mono Financing Sources and Uses by Budget Unit by Object Governmental Funds Fiscal Year 2019-20	Schedule 9 Social Services Fund
---	---	--

Budget Unit **Social Services**
Function **Public Assistance**
Activity **Administration** 110-51-868

Detail by Revenue Category and Expenditure Object	2017-18 Actuals	2018-19 Actuals <i>Estimated</i>	2019-20 Recommended	2019-20 Adopted by the Board of Supervisors
1	2	3	4	5
Use of Money and Property				
14010 Interest	19,692	20,702	23,280	23,280
14050 Rents and Concessions	1,600	1,570	1,400	1,400
Use of Money and Property	21,292	22,272	24,680	24,680
Intergovernmental Revenue				
15,072 State - HDAP Housing & Disability Adv	-	-	25,000	25,000
15110 State - Public Assistance Admin	799,195	614,823	895,000	895,000
15120 State - Public Assistance Programs	61,373	224,905	131,750	131,750
15440 Welfare Realignment	-	-	-	-
15602 Federal - Public Assistance Admin	1,669,590	1,693,995	1,713,515	1,713,515
15610 Federal - Public Assistance Programs	133,724	105,322	140,000	140,000
15611 Federal - Aid Recoupment	5,491	5,369	3,000	3,000
Intergovernmental Revenue	2,669,373	2,644,414	2,908,265	2,908,265
Charges For Current Services				
16240 Labor Reimbursement	-	-	-	-
Charges For Current Services	-	-	-	-
Miscellaneous Revenues				
17010 Miscellaneous Revenues	403	3,333	-	-
17020 Prior Year Revenue	-	-	-	-
Miscellaneous Revenues	403	3,333	-	-
Operating Transfers				
18100 Transfers In	1,491,094	1,505,821	2,606,351	2,606,351
Operating Transfers	1,491,094	1,505,821	2,606,351	2,606,351
Total Revenue				
	4,182,162	4,175,840	5,539,296	5,539,296
Salaries & Benefits				
21100 Salaries & Wages	1,442,899	1,540,696	1,861,366	1,861,366
21120 Overtime	17,105	22,886	35,000	35,000
22100 Employee Benefits	956,287	340,992	233,547	233,547
22110 Health (medical, dental, vision)	-	374,372	472,742	472,742
22120 PERS	-	413,028	502,307	502,307
Salaries & Benefits	2,416,291	2,691,974	3,104,962	3,104,962
Services & Supplies				
30280 Telephone	19,781	19,319	20,560	20,560
30281 Telephone/Communications - Adv Brd	780	485	-	-
30500 Workers' Comp Ins Expense	41,321	47,233	36,116	36,116
30510 Liability Insurance	23,764	21,233	22,000	22,000
31200 Equipment Maintenance	-	-	500	500
31700 Memberships	19,030	20,010	22,000	22,000
32000 Office Expense	43,412	47,749	60,000	60,000
32010 Technology Expenses	15,568	28,811	30,359	30,359
32450 Contract Services	69,032	124,862	161,510	161,510
32460 Contract Services - PSSF - Life Skills	-	-	-	-
32461 Contract Services - IHSS - CSS	116,724	118,203	120,201	120,201

State Controller Schedules County Budget Act January 2010 Edition, revision #1	County of Mono Financing Sources and Uses by Budget Unit by Object Governmental Funds Fiscal Year 2019-20	Schedule 9 Social Services Fund
--	--	--

Budget Unit **Social Services**
Function **Public Assistance**
Activity **Administration** 110-51-868

Detail by Revenue Category and Expenditure Object	2017-18 Actuals	2018-19 Actuals <i>Estimated</i>	2019-20 Recommended	2019-20 Adopted by the Board of Supervisors
1	2	3	4	5
32462 Contract Services - IHSS - Advisory	5,916	4,437	5,916	5,916
32500 Professional & Specialized Services	90,000	60,610	111,000	111,000
32600 Information Technology Services	54,890	5,431	10,000	10,000
32950 Rents & Leases - Structure	265,427	286,320	304,931	304,931
33100 Education & Training	5,180	4,671	10,000	10,000
33120 Special Departmental Expense	3,002	31,112	28,000	28,000
33199 Special Dept Expense - Interfund Transfer	10,000	-	-	-
33349 Education & Training - UC Davis	53,550	59,288	70,000	70,000
33350 Travel & Training	58,107	57,633	65,000	65,000
33351 Fuel/Vehicle Expense	12,338	11,785	18,000	18,000
33360 Motor Pool	46,920	41,071	35,890	35,890
33600 Utilities	1,167	1,376	1,500	1,500
72960 A-87 Indirect Costs	389,365	381,668	389,744	389,744
Services & Supplies	1,345,274	1,373,307	1,523,227	1,523,227
Other Charges				
41103 CWS Program - Travel	1,967	-	-	-
41104 CWS Program - ILP Incentive	585	600	5,000	5,000
41105 CWS Program - ILP-TLP	-	115	1,900	1,900
41106 CWS Program - ILP Work Program	-	-	1,300	1,300
41107 CWS Program - Direct Medical Payments	9,420	14,881	15,000	15,000
41108 Special Dept Exp - WTW Child Care	9,550	-	20,000	20,000
41109 Special Dept Exp - WTW Client Mileage	-	-	10,000	10,000
41110 Foster Parent Recruit, Reten & Supp Prm	24,391	34,511	20,000	20,000
41112 PSSF Services	7,389	9,911	10,000	10,000
41130 Adult Protective Services	2,603	3,097	6,500	6,500
Other Charges	55,905	63,115	89,700	89,700
Operating Transfers				
60100 Transfers Out	4,074	21,599	100,000	100,000
Operating Transfers	4,074	21,599	100,000	100,000
Total Expenditures/Appropriations	3,821,544	4,149,995	4,817,889	4,817,889
Net Cost	(360,618)	(25,845)	(721,407)	(721,407)

County Budget Act January 2010 Edition, revision #1	County of Mono	Schedule 9
	Financing Sources and Uses by Budget Unit by Object	
	Governmental Funds Fiscal Year 2019-20	Social Services Fund

Budget Unit **Senior Services**
Function **Public Assistance**
Activity **Administration** 110-56-875

Detail by Revenue Category and Expenditure Object	2017-18 Actuals	2018-19 Actuals <i>Estimated</i>	2019-20 Recommended	2019-20 Adopted by the Board of Supervisors
1	2	3	4	5
Intergovernmental Revenue				
15261 State - Medical Transports - Senior Prog.	30,000	30,000	30,000	30,000
Intergovernmental Revenue	30,000	30,000	30,000	30,000
Charges For Current Services				
16,301 Senior Service Fees	20,000	10,014	15,000	15,000
16502 IMAAA Contract revenue	88,698	94,825	95,186	95,186
16600 Customer Service Fees	15,201	8,975	10,000	10,000
Charges For Current Services	123,899	113,814	120,186	120,186
Operating Transfers				
18100 Transfers In	152,977	195,937	174,024	174,024
Operating Transfers	152,977	195,937	174,024	174,024
Total Revenue	306,876	339,751	324,210	324,210
Salaries & Benefits				
21100 Salaries & Wages	95,442	112,529	133,177	133,177
21120 Overtime	1,140	472	1,000	1,000
22100 Employee Benefits	70,362	22,107	19,378	19,378
22110 Health (medical, dental, vision)	-	44,168	39,244	39,244
22120 PERS	-	26,675	30,865	30,865
Salaries & Benefits	166,944	205,951	223,664	223,664
Services & Supplies				
30280 Telephone	1,769	1,327	1,200	1,200
30300 Food	83,008	79,598	60,000	60,000
30350 Household	109	390	1,000	1,000
30500 Workers' Comp Ins Expense	5,449	6,838	5,492	5,492
30510 Liability Insurance	2,375	2,809	2,694	2,694
32000 Office Expense	1,741	1,488	2,000	2,000
32450 Contract Services	3,975	971	4,000	4,000
33120 Special Department	6,036	10,046	5,000	5,000
33350 Travel & Training	1,717	244	1,000	1,000
33351 Fuel/Vehicle Expense	5,136	5,339	5,000	5,000
33360 Motor Pool	17,208	14,073	13,159	13,159
72960 A-87 Indirect Costs	11,409	29,603	-	-
Services & Supplies	139,932	152,726	100,545	100,545
Total Expenditures/Appropriations	306,876	358,677	324,209	324,209
Net Cost	-	18,926	(1)	(1)

State Controller Schedules County Budget Act January 2010 Edition, revision #1	County of Mono Financing Sources and Uses by Budget Unit by Object Governmental Funds Fiscal Year 2019-20	Schedule 9 County Children's Trust Fund
--	--	--

Budget Unit CCTF - County Children's Trust Fund
Function Public Assistance
Activity Administration 114-56-868

Detail by Revenue Category and Expenditure Object	2017-18 Actuals	2018-19 Actuals <i>Estimated</i>	2019-20 Recommended	2019-20 Adopted by the Board of Supervisors
1	2	3	4	5
Use of Money and Property				
14010 Interest	10	11	100	100
Use of Money and Property	10	11	100	100
Intergovernmental Revenue				
15462 State - CBCAP Comm Based Child	29,799	29,567	29,567	29,567
Intergovernmental Revenue	29,799	29,567	29,567	29,567
Charges For Current Services				
16160 Birth Certificate Fees	781	634	1,041	1,041
16162 CA Kid's Plate Fees	290	267	292	292
Charges For Current Services	1,071	901	1,333	1,333
Total Revenue	30,880	30,479	31,000	31,000
Services & Supplies				
32450 Contract Services	31,000	30,308	31,000	31,000
32500 Professional & Specialized Services	-	-	-	-
Services & Supplies	31,000	30,308	31,000	31,000
Operating Transfers				
60100 Transfers Out	-	-	-	-
Operating Transfers	-	-	-	-
Total Expenditures/Appropriations	31,000	30,308	31,000	31,000
Net Cost	120	(171)	-	-

State Controller Schedules County Budget Act January 2010 Edition, revision #1	County of Mono Financing Sources and Uses by Budget Unit by Object Governmental Funds Fiscal Year 2019-20	Schedule 9 Social Services Fund
--	--	--

Budget Unit **Social Services - Aid Programs**
Function **Public Assistance** 110-52-870
Activity **Aid Programs**

Detail by Revenue Category and Expenditure Object	2017-18 Actuals	2018-19 Actuals <i>Estimated</i>	2019-20 Recommended	2019-20 Adopted by the Board of Supervisors
1	2	3	4	5
Charges For Current Services				
16014 Aid Repayments	3,424	6,247	-	-
Charges For Current Services	3,424	6,247	-	-
Total Revenue	3,424	6,247	-	-
Other Charges				
41100 Support and Care of Persons	446,978	355,562	585,000	585,000
41102 IHSS Services	77,335	83,557	83,000	83,000
Other Charges	524,313	439,119	668,000	668,000
Total Expenditures/Appropriations	524,313	439,119	668,000	668,000
Net Cost	520,889	432,872	668,000	668,000

State Controller Schedules	County of Mono	Schedule 9
County Budget Act	Financing Sources and Uses by Budget Unit by Object	
January 2010 Edition, revision #1	Governmental Funds	Social Services Fund
	Fiscal Year 2019-20	

Budget Unit **Social Services - General Relief**
Function **Public Assistance** 110-53-874
Activity **General Relief**

Detail by Revenue Category and Expenditure Object	2017-18 Actuals	2018-19 Actuals <i>Estimated</i>	2019-20 Recommended	2019-20 Adopted by the Board of Supervisors
1	2	3	4	5
Charges For Current Services				
16015 General Assistance Repayments	2,909	6,883	-	-
Charges For Current Services	<u>2,909</u>	<u>6,883</u>	-	-
Operating Transfers				
18100 Transfer In	10,817	4,249	14,500	14,500
Operating Transfers	<u>10,817</u>	<u>4,249</u>	<u>14,500</u>	<u>14,500</u>
Total Revenue	13,726	11,132	14,500	14,500
Services & Supplies				
33120 Special Department Expense	4,830	-	-	-
33350 Travel & Training Expense	-	460	-	-
72960 Indirect Costs	2,115	551	-	-
Services & Supplies	<u>6,945</u>	<u>1,011</u>	-	-
Other Charges				
41100 Support & Care of Persons	8,620	6,533	13,000	13,000
41120 Shelter Supplies	276	3,463	1,500	1,500
Other Charges	<u>8,896</u>	<u>9,996</u>	<u>14,500</u>	<u>14,500</u>
Total Expenditures/Appropriations	15,841	11,007	14,500	14,500
Net Cost	2,115	(125)	-	-

State Controller Schedules County Budget Act January 2010 Edition, revision #1	County of Mono Financing Sources and Uses by Budget Unit by Object Governmental Funds Fiscal Year 2019-20	Schedule 9 General Fund
--	--	--------------------------------

Budget Unit **Veterans Services**
Function **Public Assistance**
Activity **Veterans Services** 100-55-073

Detail by Revenue Category and Expenditure Object	2017-18 Actuals	2018-19 Actuals <i>Estimated</i>	2019-20 Recommended	2019-20 Adopted by the Board of Supervisors
1	2	3	4	5
Intergovernmental Revenue				
15475 Office of Veterans Affairs	-	-	-	-
Intergovernmental Revenue	-	-	-	-
Total Revenue	-	-	-	-
Other Charges				
47010 Contribution to Non-County Agency	39,922	46,272	46,300	46,300
Other Charges	39,922	46,272	46,300	46,300
Total Expenditures/Appropriations	39,922	46,272	46,300	46,300
Net Cost	39,922	46,272	46,300	46,300

State Controller Schedules County Budget Act January 2010 Edition, revision #1	County of Mono Financing Sources and Uses by Budget Unit by Object Governmental Funds Fiscal Year 2019-20	Schedule 9 Foster Care Fund
--	--	------------------------------------

Budget Unit **Foster Care**
Function **Public Assistance**
Activity **Aid Programs** 112-54-868

Detail by Revenue Category and Expenditure Object	2017-18 Actuals	2018-19 Actuals <i>Estimated</i>	2019-20 Recommended	2019-20 Adopted by the Board of Supervisors
1	2	3	4	5
Use of Money and Property				
14010 Interest	-	-	-	-
Use of Money and Property	-	-	-	-
Operating Transfers				
18100 Transfer In	65,962	25,130	127,529	127,529
Operating Transfers	65,962	25,130	127,529	127,529
Total Revenue	65,962	25,130	127,529	127,529
Expenditure Transfer & Reimbursement				
20,010 Expenditures	-	3,754	18,501	18,501
6010 Transfers Out	65,962	25,130	71,499	71,499
Expenditure Transfer & Reimbursement	65,962	28,884	90,000	90,000
Contingency				
9101 Contingency	-	-	37,529	37,529
Contingency			37,529	37,529
Total Expenditures/Appropriations	65,962	28,884	127,529	127,529
Net Cost	-	3,754	-	-

State Controller Schedules	County of Mono	Schedule 9
County Budget Act	Financing Sources and Uses by Budget Unit by Object	
January 2010 Edition, revision #1	Governmental Funds	Employers Training Resource Fund
	Fiscal Year 2019-20	

Budget Unit **Employers Training Resource**

Function **Public Assistance**

111-56-869

Activity **Other Assistance**

Detail by Revenue Category and Expenditure Object	2017-18 Actuals	2018-19 Actuals <i>Estimated</i>	2019-20 Recommended	2019-20 Adopted by the Board of Supervisors
1	2	3	4	5
Intergovernmental Revenue				
15900 Other Government Agencies	32,603	52,020	129,662	129,662
Intergovernmental Revenue	32,603	52,020	129,662	129,662
Total Revenue	32,603	52,020	129,662	129,662
Salaries & Benefits				
21100 Salaries & Wages	4,904	7,034	12,000	12,000
22100 Employee Benefits	3,275	5,480	9,000	9,000
Salaries & Benefits	8,179	12,514	21,000	21,000
Services & Supplies				
30280 Telephone	1,785	1,220	2,500	2,500
31200 Equipment Maintenance	-	-	500	500
32000 Office Expense	1,244	1,350	3,000	3,000
32500 Professional & Specialized Services	373	-	1,000	1,000
32950 Rents & Leases - Structure	4,690	4,680	5,000	5,000
33100 Education & Training	-	-	2,000	2,000
33120 Special Departmental Expense	11,491	3,332	67,334	67,334
33350 Travel & Training	572	2,624	2,000	2,000
33351 Vehicle/Fuel Expense	495	753	2,000	2,000
33360 Motor Pool	1,429	1,876	1,093	1,093
33600 Utilities	1,167	1,376	1,300	1,300
72960 A-87 Indirect Costs	5,168	19,938	20,935	20,935
Services & Supplies	28,414	37,149	108,662	108,662
Total Expenditures/Appropriations	36,593	49,663	129,662	129,662
Net Cost	3,990	(2,357)	-	-

State Controller Schedules	County of Mono	Schedule 9
County Budget Act	Financing Sources and Uses by Budget Unit by Object	
January 2010 Edition, revision #1	Governmental Funds	CDBG Fund
	Fiscal Year 2019-20	

Budget Unit **CDBG (Community Development Block Grants)**
Function **Public Assistance** 185-00-000
Activity **Other Assistance**

Detail by Revenue Category and Expenditure Object	2017-18 Actuals	2018-19 Actuals <i>Estimated</i>	2019-20 Recommended	2019-20 Adopted by the Board of Supervisors
1	2	3	4	5
Use of Money and Property				
14010 Interest	(1,050)	(1,159)	-	-
Use of Money and Property	(1,050)	(1,159)	-	-
Intergovernmental Revenue				
15501 CDBG Housing Grant	437,076	323,165	400,000	400,000
15505 FTHB Housing Grant	-	-	500,000	500,000
17500 Loan Repayments	-	-	-	-
Intergovernmental Revenue	437,076	323,165	900,000	900,000
Total Revenue	436,026	322,006	900,000	900,000
Salaries & Benefits				
21100 Salaries & Wages	-	-	4,361	4,361
22100 Employee Benefits	-	-	4,361	4,361
Salaries & Benefits	-	-	8,722	8,722
Services & Supplies				
32450 Contract Services	235,744	253,222	404,278	404,278
33120 Special Department Expense	-	-	487,000	487,000
Services & Supplies	235,744	253,222	891,278	891,278
Capital Assets / Equipment				
52011 Buildings & Improvements	-	-	-	-
Capital Assets / Equipment	-	-	-	-
Operating Transfers				
60100 Transfers Out	220,191	14,826	-	-
Operating Transfers	220,191	14,826	-	-
Total Expenditures/Appropriations	455,935	268,048	900,000	900,000
Net Cost	19,909	(53,958)	-	-

State Controller Schedules	County of Mono	Schedule 9
County Budget Act	Financing Sources and Uses by Budget Unit by Object	
January 2010 Edition, revision #1	Governmental Funds	Community Development Grant Fund
	Fiscal Year 2019-20	

Budget Unit **Community Development Grant Fund**
Function **Public Assistance** 187-27-250
Activity **Other Assistance**

Detail by Revenue Category and Expenditure Object	2017-18 Actuals	2018-19 Actuals <i>Estimated</i>	2019-20 Recommended	2019-20 Adopted by the Board of Supervisors
1	2	3	4	5
Use of Money and Property				
14010 Interest	(25)	(1,424)	-	-
Use of Money and Property	(25)	(1,424)	-	-
Intergovernmental Revenue				
15819 Federal - Misc Fed Grants	-	51,095	-	-
15900 Other - Other Govt Agencies	-	229,567	350,000	350,000
Intergovernmental Revenue	-	280,662	350,000	350,000
Total Revenue	(25)	279,238	350,000	350,000
Salaries & Benefits				
21100 Salaries & Wages	-	-	15,000	15,000
22100 Employee Benefits	-	-	15,000	15,000
Salaries & Benefits	-	-	30,000	30,000
Services & Supplies				
32450 Contract Services	22,118	238,219	320,000	320,000
Services & Supplies	22,118	238,219	320,000	320,000
Operating Transfers				
60100 Transfers Out	-	-	-	-
Operating Transfers	-	-	-	-
Total Expenditures/Appropriations	22,118	238,219	350,000	350,000
Net Cost	22,143	(41,019)	-	-

State Controller Schedules County Budget Act January 2010 Edition, revision #1	County of Mono Financing Sources and Uses by Budget Unit by Object Governmental Funds Fiscal Year 2019-20	Schedule 9 DSS 2011 Realignment
--	--	--

Budget Unit **DSS 2011 Realignment**
Function **Public Assistance**
Activity **Other Assistance** 118-51-868

Detail by Revenue Category and Expenditure Object	2017-18 Actuals	2018-19 Actuals <i>Estimated</i>	2019-20 Recommended	2019-20 Adopted by the Board of Supervisors
1	2	3	4	5
Use of Money & Property				
14010 Interest Income	2,856	30,735	12,700	12,700
Use of Money & Property	2,856	30,735	12,700	12,700
Intergovernmental Revenues				
15443 State - 2011 Realignment	1,251,786	1,231,392	1,393,926	1,393,926
Intergovernmental Revenues	1,251,786	1,231,392	1,393,926	1,393,926
Operating Transfers				
18100 Transfers In	953,258	-	-	-
Operating Transfers	953,258	-	-	-
Total Revenue	2,207,900	1,262,127	1,406,626	1,406,626
Services & Supplies				
20010 Expenditures	-	-	-	-
Services & Supplies	-	-	-	-
Operating Transfers				
6010 Transfers Out	894,838	785,528	1,449,155	1,449,155
Operating Transfers	894,838	785,528	1,449,155	1,449,155
Total Expenditures/Appropriations	894,838	785,528	1,449,155	1,449,155
Net Cost	(1,313,062)	(476,599)	42,529	42,529

EDUCATION

State Controller Schedules County Budget Act January 2010 Edition, revision #1	County of Mono Financing Sources and Uses by Budget Unit by Object Governmental Funds Fiscal Year 2019-20	Schedule 9 General Fund
--	--	--------------------------------

Budget Unit **Farm Advisor**
Function **Education**
Activity **Agricultural Education** 100-63-072

Detail by Revenue Category and Expenditure Object	2017-18 Actuals	2018-19 Actuals <i>Estimated</i>	2019-20 Recommended	2019-20 Adopted by the Board of Supervisors
1	2	3	4	5
Charges For Current Services				
15029 Grazing Permit Fees	2,426	1,598	1,000	1,000
Charges For Current Services	2,426	1,598	1,000	1,000
Total Revenue	2,426	1,598	1,000	1,000
Services & Supplies				
32450 Contract Services	25,566	29,635	39,300	39,300
Services & Supplies	25,566	29,635	39,300	39,300
Total Expenditures/Appropriations	25,566	29,635	39,300	39,300
Net Cost	23,140	28,037	38,300	38,300

DEBT SERVICE

State Controller Schedules County Budget Act January 2010 Edition, revision #1	County of Mono Financing Sources and Uses by Budget Unit by Object Governmental Funds Fiscal Year 2019-20	Schedule 9 Debt Service Fund
--	--	-------------------------------------

Budget Unit **Debt Service**
Function **Debt Service**
Activity **Debt Retirement** 198-10-001

Detail by Revenue Category and Expenditure Object	2017-18 Actuals	2018-19 Actuals <i>Estimated</i>	2019-20 Recommended	2019-20 Adopted by the Board of Supervisors
1	2	3	4	5
Miscellaneous Revenues				
17500 Loan Collection Repayments	215,631	215,631	153,367	153,367
18150 Long Term Debt Proceeds	-	-	-	-
Miscellaneous Revenues	215,631	215,631	153,367	153,367
Operating Transfers				
1810 Transfer In	-	-	-	-
Operating Transfers	-	-	-	-
Total Revenue	215,631	215,631	153,367	153,367
Services & Supplies				
35200 Bond Expenses	700	700	755	755
35210 Bond/Loan Interest	31,136	31,136	25,412	25,412
60045 Bond/Loan Principle	184,495	184,495	127,200	127,200
Services & Supplies	216,331	216,331	153,367	153,367
Operating Transfers				
60100 Transfers Out	-	-	-	-
Operating Transfers	-	-	-	-
Total Expenditures/Appropriations	216,331	216,331	153,367	153,367
Net Cost	700	700	-	-

**INTERNAL
SERVICE
FUNDS**

State Controller Schedules County Budget Act January 2010 Edition, revision # 1	County of Mono Operation of Internal Service Fund Fiscal Year 2019-20			Schedule 10	
			Fund Title Service Activity	Motor Pool Motor Pool 650-10-723	
Operating Detail	2017-18 Actuals	2018-19 Actuals Estimated	2019-20 Recommended	2019-20 Adopted by the Board of Supervisors	
1	2	3	4	5	
Operating Revenues					
Charges for Services	1,508,040	1,505,849	1,316,390	1,316,390	
Other	-	-	-	-	
Total Operating Revenues	1,508,040	1,505,849	1,316,390	1,316,390	
Operating Expenses					
Salaries and Employee Benefits	66,379	261,769	431,792	431,792	
Services and Supplies	242,902	196,695	1,739,405	1,739,405	
Depreciation	410,302	469,034	-	-	
Total Operating Expenses	719,583	927,498	2,171,197	2,171,197	
Operating Income (Loss)	788,457	578,351	(854,807)	(854,807)	
Non-Operating Revenues (Expenses)					
Interest/Investment Income and/or Gain	16,410	35,054	8,000	8,000	
Capital Outlay	-	-	-	-	
Intergovernmental Revenues	-	32,630	-	-	
Miscellaneous Revenues	35,926	9,417	-	-	
Gain or Loss on Sale of Capital Assets	51,348	36,338	14,000	14,000	
Total Non-Operating Revenues (Expenses)	103,684	113,439	22,000	22,000	
Income Before Capital Contributions and Transfers	892,141	691,790	(832,807)	(832,807)	
Capital Contributions - Grant, extraordinary items, etc.	-	-	-	-	
Transfers-In/(Out)	554,914	500,000	730,600	730,600	
Change in Net Assets	1,447,055	1,191,790	(102,207)	(102,207)	
Net Assets - Beginning Balance	3,252,598	3,096,574	4,288,364	4,288,364	
Capital Assets	-	-	-	-	
Net Assets - Ending Balance	4,699,653	4,288,364	4,186,157	4,186,157	

State Controller Schedules County Budget Act January 2010 Edition, revision # 1	County of Mono Operation of Internal Service Fund Fiscal Year 2019-20			Schedule 10	
			Fund Title Service Activity	Insurance Insurance 652-10-300	
Operating Detail	2017-18 Actuals	2018-19 Actuals Estimated	2019-20 Recommended	2019-20 Adopted by the Board of Supervisors	
1	2	3	4	5	
Operating Revenues					
Charges for Services	2,017,422	3,161,549	2,396,543	2,396,543	
Insurance Loss Prevention Subsidy	108,967	70,000	10,000	10,000	
Employee Wellness Contribution	46,356				
Miscellaneous Sales	-	-	-	-	
Total Operating Revenues	2,172,745	3,231,549	2,406,543	2,406,543	
Operating Expenses					
Salaries	130,680	145,429	141,990	141,990	
Services and Supplies	2,098,502	1,838,296	2,017,357	2,017,357	
Depreciation	-	-	-	-	
Total Operating Expenses	2,229,182	1,983,725	2,159,347	2,159,347	
Operating Income (Loss)	(56,437)	1,247,824	247,196	247,196	
Non-Operating Revenues (Expenses)					
Interest/Investment Income and/or Gain	2,386	7,856	-	-	
Unrealized gain/loss	566,676		-	-	
Capital Assets	-	-	-	-	
Miscellaneous Revenues	-	41,389	44,200	44,200	
Gain or Loss on Sale of Capital Assets	-	-	-	-	
Total Non-Operating Revenues (Expenses)	569,062	49,245	44,200	44,200	
Income Before Capital Contributions and Transfer:	512,625	1,297,069	291,396	291,396	
Capital Contributions - Grant, extraordinary items, etc.	-	-	-	-	
Transfer In	-	-	-	-	
Transfer Out	-	(200,000)	-	-	
Change in Net Assets	512,625	1,097,069	291,396	291,396	
Net Assets - Beginning Balance	1,866,509	858,459	1,955,528	1,955,528	
Net Assets - Ending Balance	858,459	1,955,528	2,246,924	2,246,924	

State Controller Schedules County Budget Act January 2010 Edition, revision # 1	County of Mono Operation of Internal Service Fund Fiscal Year 2019-20			Schedule 10	
				Fund Title Service Activity	Tech Refresh Information Technology 653-17-300
Operating Detail	2017-18 Actuals	2018-19 Actuals Estimated	2019-20 Recommended	2019-20 Adopted by the Board of Supervisors	
1	2	3	4	5	
Operating Revenues					
Charges for Services	168,397	302,052	354,993	354,993	
Miscellaneous Sales	-	-	-	-	
Total Operating Revenues	168,397	302,052	354,993	354,993	
Operating Expenses					
Salaries and Employee Benefits	-	-	-	-	
Services and Supplies	163,146	351,243	381,746	381,746	
Depreciation	-	1,121	-	-	
Total Operating Expenses	163,146	352,364	381,746	381,746	
Operating Income (Loss)	5,251	(50,312)	(26,753)	(26,753)	
Non-Operating Revenues (Expenses)					
Interest/Investment Income and/or Gain	1,242	1,593	-	-	
Capital Assets	-	-	-	-	
Gain or Loss on Sale of Capital Assets	-	-	-	-	
Total Non-Operating Revenues (Expenses)	1,242	1,593	-	-	
Income Before Capital Contributions and Transfers	6,493	(48,719)	(26,753)	(26,753)	
Capital Contributions - Grant, extraordinary items, etc.	-	-	-	-	
Transfers-In/(Out)	-	-	-	-	
Change in Net Assets	6,493	(48,719)	(26,753)	(26,753)	
Net Assets - Beginning Balance	48,909	70,894	22,175	22,175	
Net Assets - Ending Balance	70,894	22,175	(4,578)	(4,578)	

State Controller Schedules		County of Mono			Schedule 10
County Budget Act January 2010 Edition, revision # 1		Operation of Internal Service Fund Fiscal Year 2019-20			
		Fund Title Service Activity		Copier Working Capital Copie 655-10-305	
Operating Detail	2017-18 Actuals	2018-19 Actuals Estimated	2019-20 Recommended	2019-20 Adopted by the Board of Supervisors	
1	2	3	4	5	
Operating Revenues					
Charges for Services	95,170	127,637	125,700	125,700	
Miscellaneous Sales	-	-	-	-	
Total Operating Revenues	95,170	127,637	125,700	125,700	
Operating Expenses					
Services and Supplies	64,244	80,806	123,682	123,682	
Depreciation	26,903	30,001	-	-	
Total Operating Expenses	91,147	110,807	123,682	123,682	
Operating Income (Loss)	4,023	16,830	2,018	2,018	
Non-Operating Revenues (Expenses)					
Interest/Investment Income and/or Gain	518	927	400	400	
Capital Assets	-	-	-	-	
Gain or Loss on Sale of Capital Assets	61	(2,808)	-	-	
Total Non-Operating Revenues (Expenses)	579	(1,881)	400	400	
Income Before Capital Contributions and Transfers	4,602	14,949	2,418	2,418	
Capital Contributions - Grant, extraordinary items, etc.	-	-	-	-	
Transfers-In/(Out)	-	-	-	-	
Change in Net Assets	4,602	14,949	2,418	2,418	
Net Assets - Beginning Balance	121,776	135,344	150,293	150,293	
Capitalized Assets	-	-	-	-	
Net Assets - Ending Balance	126,378	150,293	152,711	152,711	

ENTERPRISE FUNDS

State Controller Schedules County Budget Act January 2010 Edition, revision # 1	County of Mono Operation of Enterprise Fund Fiscal Year 2019-20			Schedule 11	
				Fund Title Service Activity	Campgrounds Recreation Facilities 605-71-740
				Operating Detail	2017-18 Actuals
1	2	3	4	5	
Operating Revenues					
Charges for Services	42,339	39,476	34,000	34,000	
Total Operating Revenues	42,339	39,476	34,000	34,000	
Operating Expenses					
Services and Supplies	35,238	32,336	44,900	44,900	
Depreciation	-	-	-	-	
Total Operating Expenses	35,238	32,336	44,900	44,900	
Operating Income (Loss)	7,101	7,140	(10,900)	(10,900)	
Non-Operating Revenues (Expenses)					
Interest/Investment Income and/or Gain	1,103	1,840	700	700	
Gain or Loss on Sale of Capital Assets	-	-	-	-	
Total Non-Operating Revenues (Expenses)	1,103	1,840	700	700	
Income Before Capital Contributions and Transfers	8,204	8,980	(10,200)	(10,200)	
Capital Contributions - Grant, extraordinary items, etc.	-	-	-	-	
Transfers-In/(Out)	-	-	-	-	
Change in Net Assets	8,204	8,980	(10,200)	(10,200)	
Net Assets - Beginning Balance	68,909	76,589	85,569	85,569	
Net Assets - Ending Balance	77,113	85,569	75,369	75,369	

State Controller Schedules County Budget Act January 2010 Edition, revision # 1	County of Mono Operation of Enterprise Fund Fiscal Year 2019-20			Schedule 11	
			Fund Title Service Activity	Cemeteries Other Protection 610-27-700	
Operating Detail	2017-18 Actuals	2018-19 Actuals Estimated	2019-20 Recommended	2019-20 Adopted by the Board of Supervisors	
1	2	3	4	5	
Operating Revenues					
Charges for Services	5,456	5,600	3,500	3,500	
Miscellaneous Sales	-	-	-	-	
Total Operating Revenues	5,456	5,600	3,500	3,500	
Operating Expenses					
Services and Supplies	15,899	14,397	26,163	26,163	
Depreciation	-	-	-	-	
Total Operating Expenses	15,899	14,397	26,163	26,163	
Operating Income (Loss)	(10,443)	(8,797)	(22,663)	(22,663)	
Non-Operating Revenues (Expenses)					
Interest/Investment Income and/or Gain	429	477	175	175	
Gain or Loss on Sale of Capital Assets	-	-	-	-	
Total Non-Operating Revenues (Expenses)	429	477	175	175	
Income Before Capital Contributions and Transfers	(10,014)	(8,320)	(22,488)	(22,488)	
Capital Contributions - Grant, extraordinary items, etc.	-	-	-	-	
Transfer In	20,000	8,440	22,488	22,488	
Transfer Out	-	-	-	-	
Change in Net Assets	9,986	120	-	-	
Net Assets - Beginning Balance	29,998	32,338	32,458	32,458	
Net Assets - Ending Balance	39,984	32,458	32,458	32,458	

State Controller Schedules	County of Mono			Schedule 11
County Budget Act January 2010 Edition, revision # 1	Operation of Enterprise Fund Fiscal Year 2019-20			
			Fund Title Service Activity	Solid Waste Sanitation 615-44-755
Operating Detail	2017-18 Actuals	2018-19 Actuals Estimated	2019-20 Recommended	2019-20 Adopted by the Board of Supervisors
1	2	3	4	5
Operating Revenues				
Licenses, Permits and Franchises	129,005	125,862	101,000	101,000
Charges for Services	2,871,927	2,881,974	2,401,000	2,401,000
Total Operating Revenues	3,000,932	3,007,836	2,502,000	2,502,000
Operating Expenses				
Salaries and Employee Benefits	774,217	868,955	940,722	940,722
Services and Supplies	1,164,867	1,234,865	1,482,436	1,482,436
Landfill Closure Costs	244,617	246,110	-	-
Depreciation	32,915	34,282	-	-
Total Operating Expenses	2,216,616	2,384,212	2,423,158	2,423,158
Operating Income (Loss)	784,316	623,624	78,842	78,842
Non-Operating Revenues (Expenses)				
Interest/Investment Income and/or Gain	91,662	139,148	45,000	45,000
Capital Expenditures	-	-	(80,000)	(80,000)
Principle/Interest Expense on Bond/Debt Payable	(91,945)	(81,726)	(521,360)	(521,360)
Operating grants	20,000	30,000	20,000	20,000
Miscellaneous Revenues	90,338	41,681	50,000	50,000
Gain or Loss on Sale of Capital Assets	-	-	-	-
Total Non-Operating Revenues (Expenses)	110,055	129,103	(486,360)	(486,360)
Income Before Capital Contributions and Transfers	894,371	752,727	(407,518)	(407,518)
Capital Contributions - Grant, extraordinary items, etc.	-	-	-	-
Transfers In	1,180,000	1,180,000	-	-
Transfers Out	(1,180,000)	(1,180,000)	-	-
Change in Net Assets	894,371	752,727	(407,518)	(407,518)
Net Assets - Beginning Balance	(4,040,521)	(3,146,150)	(2,393,423)	(2,393,423)
Capitalized Assets	-	-	-	-
Net Assets - Ending Balance	(3,146,150)	(2,393,423)	(2,800,941)	(2,800,941)

State Controller Schedules County Budget Act January 2010 Edition, revision # 1	County of Mono Operation of Enterprise Fund Fiscal Year 2019-20			Schedule 11	
			Fund Title Service Activity	Airports Transportation Terminal 600-32-760	
Operating Detail	2017-18 Actuals	2018-19 Actuals Estimated	2019-20 Recommended	2019-20 Adopted by the Board of Supervisors	
1	2	3	4	5	
Operating Revenues					
Charges for Services	6,754	7,032	6,500	6,500	
Total Operating Revenues	6,754	7,032	6,500	6,500	
Operating Expenses					
Services and Supplies	38,505	36,651	41,876	41,876	
Depreciation	321,104	-	-	-	
Total Operating Expenses	359,609	36,651	41,876	41,876	
Operating Income (Loss)	(352,855)	(29,619)	(35,376)	(35,376)	
Non-Operating Revenues (Expenses)					
Interest/Investment Income and/or Gain	3,124	2,747	1,200	1,200	
Operating Grants	20,000	20,000	20,000	20,000	
Miscellaneous	-	3,300	-	-	
Capital Assets	-	-	-	-	
Gain or Loss on Sale of Capital Assets	-	-	-	-	
Total Non-Operating Revenues (Expenses)	23,124	26,047	21,200	21,200	
Income Before Capital Contributions and Transfers	(329,731)	(3,572)	(14,176)	(14,176)	
Capital Contributions - Grant, extraordinary items, etc.	28,411	-	-	-	
Transfers-In/(Out)	(45,087)	(63,074)	-	-	
Change in Net Assets	(346,407)	(66,646)	(14,176)	(14,176)	
Net Assets - Beginning Balance	5,568,751	5,222,344	5,155,698	5,155,698	
Capitalized Assets	-	-	-	-	
Net Assets - Ending Balance	5,222,344	5,155,698	5,141,522	5,141,522	

**COMMUNITY
SERVICE
AREAS**

State Controller Schedules County Budget Act January 2010 Edition, revision # 1	County of Mono Special Districts and Other Agencies Summary Fiscal Year 2019-20	Schedule 12
---	---	-------------

District Name	Total Financing Sources				Total Financing Uses		
	Fund Balance Available June 30, 2019	Decreases to Obligated Fund Balances	Additional Financing Sources	Total Financing Sources	Financing Uses	Increases to Obligated Fund Balances	Total Financing Uses
1	2	3	4	5	6	7	8

Community Service Areas							
160 - Community Service Area # 1	-	-	175,500	175,500	142,094	33,406	175,500
162 - Community Service Area # 2	26,062	-	18,238	44,300	44,300	-	44,300
163 - Community Service Area # 5	386,580	-	51,420	438,000	438,000	-	438,000
164 - Countywide Community Service Area	-	-	120,250	120,250	64,400	55,850	120,250
Total Community Service Areas	412,642	-	365,408	778,050	688,794	89,256	778,050
Total Special Districts and Other Agencies	412,642	-	365,408	778,050	688,794	89,256	778,050

State Controller Schedules		County of Mono			Schedule 13	
County Budget Act January 2010 Edition, revision # !		Fund Balance - Special Districts and Other Agencies Fiscal Year 2019-20			Actual <input checked="" type="checkbox"/> Estimated <input type="checkbox"/>	
District Name	Total Fund Balance June 30, 2019	Less: Obligated Fund Balances			Fund Balance Available June 30, 2019	
		Encumbrances	Nonspendable, Restricted and Committed	Assigned		
1	2	3	4	5	6	
Community Service Areas						
160 - Community Service Area # 1	303,505	-	-	303,505	-	
162 - Community Service Area # 2	239,521	-	-	213,459	26,062	
163 - Community Service Area # 5	722,119	-	-	335,539	386,580	
164 - Countywide Community Service Area	939,947	-	-	939,947	-	
Total Community Service Areas	2,205,092	-	-	1,792,450	412,642	
Total Special Districts and Other Agencies	2,205,092	-	-	1,792,450	412,642	

State Controller Schedules		County of Mono				Schedule 14
County Budget Act January 2010 Edition, revision # !		Special Districts and Other Agencies Obligated Fund Balances Fiscal Year 2019-20				
District Name	Obligated Fund Balances June 30, 20198	Decreases or Cancellations		Increases or New Obligated Fund Balances		Total Obligated Fund Balances for the Budget year
		Recommended	Adopted by the Board of Supervisors	Recommended	Adopted by the Board of Supervisors	
1	2	3	4	5	6	7
Community Service Areas						
160 - Community Service Area # 1	303,505	-	-			303,505
162 - Community Service Area # 2	213,459	-	-	-	-	213,459
163 - Community Service Area # 5	335,539	-	-	-	-	335,539
164 - Countywide Community Service Area	939,947	-	-			939,947
Total Community Service Areas	1,792,450	-	-	-	-	1,792,450
Total Special Districts and Other Agencies	1,792,450	-	-	-	-	1,792,450

State Controller Schedules County Budget Act January 2010 Edition, revision # 1	County of Mono Special Districts and Other Agencies Financing Sources and Uses by Budget Unit by Object Fiscal Year 2019-20			Schedule 15 Community Service Area # 1 (Crowley) 160-10-225
Detail by Revenue Category and Expenditure Object	2017-18 Actuals	2018-19 Actuals Estimated	2019-20 Recommended	2019-20 Adopted by the Board of Supervisors
1	2	3	4	5

Taxes				
10020 Property - Current Secured	173,499	168,949	166,700	166,700
Tax Revenue	173,499	168,949	166,700	166,700
Use of Money and Property				
14010 Interest	4,163	4,831	3,000	3,000
14050 Rents and Concessions	1,452	2,112	-	-
Use of Money and Property	5,615	6,943	3,000	3,000
Charges For Current Services				
16215 Community Garden Fees	340	20	200	200
16216 Community Wellness Program Fees	470	190	500	500
Charges For Current Services	810	210	700	700
Miscellaneous Revenues				
17010 Miscellaneous Revenues	8,334	-	5,100	5,100
17050 Donations & Contributions	2,000	4,900	-	-
Miscellaneous Revenues	10,334	4,900	5,100	5,100
Total Revenue	190,258	181,002	175,500	175,500
Salaries & Benefits				
21100 Salaries & Wages	9,756	7,975	24,000	24,000
22100 Employee Benefits	1,132	929	4,069	4,069
Salaries & Benefits	10,888	8,904	28,069	28,069
Services & Supplies				
31200 Equipment Maintenance	114	-	-	-
31400 Building Maintenance	2,435	4,396	21,300	21,300
32000 Office Expense	411	82	500	500
32450 Contract Services	11,283	3,707	25,000	25,000
32500 Professional & Specialized Services	11,024	10,323	57,325	57,325
32860 Rents & Leases - Other	-	164	-	-
32950 Rents & Leases - Structure	1,501	600	600	600
33120 Special Departmental Expense	11,200	7,849	3,800	3,800
33600 Utilities	3,180	4,212	500	500
Services & Supplies	41,148	31,333	109,025	109,025
Capital Assets / Equipment				
53030 Fixed Assets - Equipment	7,902	-	-	-
Capital Assets / Equipment	7,902	-	-	-
Operating Transfers				
60100 Transfers Out	504,000	-	-	-
Operating Transfers	504,000	-	-	-
Contingency				

State Controller Schedules County Budget Act January 2010 Edition, revision # 1		County of Mono Special Districts and Other Agencies Financing Sources and Uses by Budget Unit by Object Fiscal Year 2019-20			Schedule 15
					Community Service Area # 1 (Crowley) 160-10-225
Detail by Revenue Category and Expenditure Object	2017-18 Actuals	2018-19 Actuals Estimated	2019-20 Recommended	2019-20 Adopted by the Board of Supervisors	
1	2	3	4	5	
91010 Contingency	-	-	5,000	5,000	
			5,000	5,000	
Total Expenditures/Appropriations	563,938	40,237	142,094	142,094	
Net Cost	373,680	140,765	33,406	33,406	

State Controller Schedules County Budget Act January 2010 Edition, revision # 1	County of Mono Special Districts and Other Agencies Accounting Sources and Uses by Budget Unit by Object Fiscal Year 2018-19			Schedule 15 Community Service Area # 2 (Benton) 162-10-226	
Detail by Revenue Category and Expenditure Object	2017-18 Actuals	2018-19 Actuals Estimated	2019-20 Recommended	2019-20 Adopted by the Board of Supervisors	
1	2	3	4	5	
Use of Money and Property					
14010 Interest	3,205	4,637	1,000	1,000	
Use of Money and Property	3,205	4,637	1,000	1,000	
Charges For Current Services					
16055 Special Assessments	16,970	16,041	17,238	17,238	
Charges For Current Services	16,970	16,041	17,238	17,238	
Miscellaneous Revenues					
17010 Miscellaneous Revenues	2,352	-	-	-	
Miscellaneous Revenues	2,352	-	-	-	
Total Revenue	22,527	20,678	18,238	18,238	
Services & Supplies					
30280 Telephone/Communications	2,512	-	2,600	2,600	
31200 Equipment Maintenance	-	4,975	10,000	10,000	
32000 Office Expense	83	187	200	200	
32450 Contract Services	7,825	3,350	27,500	27,500	
33120 Special Departmental Expense	639	200	2,000	2,000	
33600 Utilities	2,180	1,904	2,000	2,000	
Services & Supplies	13,239	10,616	44,300	44,300	
Total Expenditures/Appropriations	13,239	10,616	44,300	44,300	
Net Cost	(9,288)	10,062	(26,062)	(26,062)	

State Controller Schedules County Budget Act January 2010 Edition, revision # 1	County of Mono Special Districts and Other Agencies Financing Sources and Uses by Budget Unit by Object Fiscal Year 2018-19			Schedule 15 Community Service Area # 5 (Bridgeport) 163-10-227	
Detail by Revenue Category and Expenditure Object	2017-18 Actuals	2018-19 Actuals Estimated	2019-20 Recommended	2019-20 Adopted by the Board of Supervisors	
1	2	3	4	5	
Taxes					
10020 Property - Current Secured	55,348	52,385	46,920	46,920	
Tax Revenue	55,348	52,385	46,920	46,920	
Use of Money and Property					
14010 Interest	9,389	13,903	4,500	4,500	
Use of Money and Property	9,389	13,903	4,500	4,500	
Miscellaneous Revenues					
17010 Miscellaneous Revenues	4,850	4,847	-	-	
Miscellaneous Revenues	4,850	4,847	-	-	
Total Revenue	69,587	71,135	51,420	51,420	
Services & Supplies					
32000 Office Expense	-	-	500	500	
32450 Contract Services	5,245	5,356	17,000	17,000	
32500 Professional & Specialized Services	1,420	1,575	30,500	30,500	
33120 Special Departmental Expense	2,005	765	55,000	55,000	
33600 Utilities	781	632	2,000	2,000	
Services & Supplies	9,451	8,328	105,000	105,000	
Capital Assets / Equipment					
53030 Fixed Assets - Equipment	62,638	-	333,000	333,000	
Capital Assets / Equipment	62,638	-	333,000	333,000	
Operating Transfers					
60100 Operating Transfers Out	-	-	-	-	
Operating Transfers	-	-	-	-	
Total Expenditures/Appropriations	72,089	8,328	438,000	438,000	
Net Cost	2,502	62,807	(386,580)	(386,580)	

State Controller Schedules County Budget Act January 2010 Edition, revision # 1	County of Mono Special Districts and Other Agencies Financing Sources and Uses by Budget Unit by Object Fiscal Year 2018-19			Schedule 15 Community Service Area - County Wide 164-10-228	
Detail by Revenue Category and Expenditure Object	2017-18 Actuals	2018-19 Actuals Estimated	2019-20 Recommended	2019-20 Adopted by the Board of Supervisors	
1	2	3	4	5	
Use of Money and Property					
14010 Interest	11,897	18,070	9,305	9,305	
Use of Money and Property	11,897	18,070	9,305	9,305	
Charges For Current Services					
16055 Special Assessments	130,385	134,252	110,945	110,945	
Charges For Current Services	130,385	134,252	110,945	110,945	
Miscellaneous Revenues					
17010 Miscellaneous Revenues	-	1,757	-	-	
Miscellaneous Revenues	-	1,757	-	-	
Total Revenue					
	142,282	154,079	120,250	120,250	
Services & Supplies					
31400 Building Maintenance	22,022	29,945	33,400	33,400	
32450 Contract Services	22,425	29,625	31,000	31,000	
33351 Vehicle Fuel Cost	-	-	-	-	
Services & Supplies	44,447	59,570	64,400	64,400	
Operating Transfers					
60100 Transfers Out	35,635	17,726	-	-	
Operating Transfers	35,635	17,726	-	-	
Total Expenditures/Appropriations					
	80,082	77,296	64,400	64,400	
Net Cost					
	(62,200)	76,783	55,850	55,850	

**POSITION
ALLOCATION
LIST**

County of Mono, Position Allocation List, FY 2019-20

Department	Position Title	Range	Min Annual Base Salary	Max Annual Base Salary	# of Positions	Allocated FTE	Filled/Vacant
ANIMAL CONTROL	ANIMAL CONTROL PROGRAM COORDINATOR	63	\$48,812.00	\$59,332.00	1	1	F
ANIMAL CONTROL	ANIMAL CONTROL OFFICER I/II	48/50	\$33,703.00	\$43,041.00	3	1	F
ANIMAL CONTROL	ANIMAL SHELTER ATTENDANT	45	\$31,297.00	\$38,042.00	2	1	F
					6		
ASSESSOR	ASSESSOR	n/a		\$110,160.00	1	1	F
ASSESSOR	ASSISTANT ASSESSOR	n/a		\$101,494.00	1	1	F
ASSESSOR	APPRAISER III	75	\$65,647.00	\$79,795.00	1	1	F
ASSESSOR	APPRAISER II	71	\$59,473.00	\$72,290.00	1	1	F
ASSESSOR	AUDITOR-APPRAISER II	74	\$64,046.00	\$77,849.00	1	1	V
ASSESSOR	ADMINISTRATIVE SERVICES SPECIALIST	69	\$56,608.00	\$68,807.00	1	1	F
ASSESSOR	CADASTRAL MAPPER/TRANSFER ANALYST	65	\$51,284.00	\$62,336.00	1	1	V
ASSESSOR	APPRAISER AIDE	64	\$50,033.00	\$60,815.00	1	1	F
ASSESSOR	FISCAL TECHNICAL SPECIALIST IV	63	\$48,812.00	\$59,332.00	1	1	F
ASSESSOR	TEMPORARY PART-TIME (ON-CALL)	n/a	\$17.12/hr		1	1	V
					10		
BEHAVIORAL HEALTH	BEHAVIORAL HEALTH DIRECTOR	n/a		\$128,004.00	1	1	F
BEHAVIORAL HEALTH	PSYCHIATRIC NURSE PRACTITIONER	82	\$78,034.00	\$94,851.00	1	1	V
BEHAVIORAL HEALTH	CLINICAL SUPERVISOR	79	\$72,462.00	\$88,079.00	1	1	F
BEHAVIORAL HEALTH	PSYCHIATRIC SPECIALIST III	75	\$65,647.00	\$79,795.00	1	1	F
BEHAVIORAL HEALTH	PSYCHIATRIC SPECIALIST III	75	\$65,647.00	\$79,795.00	1	0.8	F
BEHAVIORAL HEALTH	PSYCHIATRIC SPECIALIST I	67	\$53,880.00	\$65,491.00	2	1	F
BEHAVIORAL HEALTH	MENTAL HEALTH SERVICES ACT COORDINATOR	72	\$60,960.00	\$74,097.00	1	1	F
BEHAVIORAL HEALTH	QUALITY ASSURANCE COORDINATOR	69	\$56,608.00	\$68,807.00	1	1	F
BEHAVIORAL HEALTH	FISCAL & ADMINISTRATIVE SERVICES OFFICER	77	\$68,971.00	\$83,834.00	1	1	F
BEHAVIORAL HEALTH	FISCAL TECHNICAL SPECIALIST IV	63	\$48,812.00	\$59,332.00	1	1	F
BEHAVIORAL HEALTH	ALCOHOL & DRUG COUNSELOR III	62	\$47,622.00	\$57,885.00	1	1	F
BEHAVIORAL HEALTH	ALCOHOL & DRUG COUNSELOR II	58	\$43,143.00	\$52,441.00	1	1	F
BEHAVIORAL HEALTH	BEHAVIORAL HEALTH SERVICE COORDINATOR	62	\$47,622.00	\$57,885.00	1	1	F
BEHAVIORAL HEALTH	CASE MANAGER III-BILINGUAL	60	\$45,327.00	\$55,096.00	1	1	F
BEHAVIORAL HEALTH	CASE MANAGER II	58	\$43,143.00	\$52,441.00	2	1	F
BEHAVIORAL HEALTH	CASE MANAGER I	54	\$39,086.00	\$47,509.00	1	0.6	F
BEHAVIORAL HEALTH	OFFICE ASSISTANT I/II	39/43	\$26,987.00	\$36,209.00	1	1	F
BEHAVIORAL HEALTH	WELLNESS CENTER ASSOCIATE	n/a	\$15.00/hr		2	0.1	F
					21		
BOARD OF SUPERVISORS	BOARD CHAIRPERSON	n/a		\$53,544.00	1	1	F
BOARD OF SUPERVISORS	BOARD MEMBER	n/a		\$49,308.00	4	1	F
					5		
CLERK/RECORDER	COUNTY CLERK/RECORDER/REGISTRAR	n/a		\$116,004.00	1	1	F
CLERK/RECORDER	ASSISTANT COUNTY CLERK/RECORDER	n/a		\$87,996.00	1	1	F
CLERK/RECORDER	SENIOR DEPUTY BOARD CLERK/ELECTIONS	69	\$56,608.00	\$68,807.00	1	1	F
CLERK/RECORDER	FISCAL TECHNICAL SPECIALIST IV	63	\$48,812.00	\$59,332.00	1	1	F
CLERK/RECORDER	FISCAL TECHNICAL SPECIALIST III	59	\$44,222.00	\$53,752.00	1	1	F
CLERK/RECORDER	ELECTIONS ADMINISTRATION ADVISOR/ANNUITANT	n/a	\$35.00/hr		1	0.25	F
CLERK/RECORDER	ELECTIONS ASSISTANT	n/a	\$20.44/hr		1	0.25	V
					7		
COMMUNITY DEVELOPMENT	COMMUNITY DEVELOPMENT DIRECTOR	n/a		\$128,004.00	1	1	F
COMMUNITY DEVELOPMENT-BUILI	BUILDING OFFICIAL	n/a	\$78.26/hr		1	1	F
COMMUNITY DEVELOPMENT-BUILI	BUILDING INSPECTOR III	72	\$60,960.00	\$74,097.00	1	1	F
COMMUNITY DEVELOPMENT-BUILI	BUILDING INSPECTOR/PLAN CHECKER	69	\$56,608.00	\$68,807.00	1	1	F
COMMUNITY DEVELOPMENT-BUILI	PERMIT TECHNICIAN	62	\$47,622.00	\$57,885.00	1	1	V
COMMUNITY DEVELOPMENT	PRINCIPAL PLANNER	76	\$67,289.00	\$81,790.00	1	1	F
COMMUNITY DEVELOPMENT	ASSOCIATE PLANNER	68	\$55,227.00	\$67,129.00	1	1	F
COMMUNITY DEVELOPMENT	COMMUNITY DEVELOPMENT ANALYST III	72	\$60,960.00	\$74,097.00	2	1	F
COMMUNITY DEVELOPMENT	COMMUNITY DEVELOPMENT ANALYST II	68	\$55,227.00	\$67,129.00	2	1	F
COMMUNITY DEVELOPMENT	COMMUNITY DEVELOP ANALYST III/CODE ENFORCE	72	\$60,960.00	\$74,097.00	1	1	F
COMMUNITY DEVELOPMENT	COMMUNITY DEVELOP ANALYST II/CODE ENFORCE	68	\$55,227.00	\$67,129.00	1	1	F
COMMUNITY DEVELOPMENT	ADMINISTRATIVE SECRETARY PLAN COMMISSION	63	\$48,812.00	\$59,332.00	1	1	F
					14		
COUNTY ADMINISTRATION	COUNTY ADMINISTRATIVE OFFICER	n/a		\$173,400.00	1	1	F
COUNTY ADMINISTRATION	ASSISTANT COUNTY ADMINISTRATIVE OFFICER	n/a		\$122,400.00	1	1	V
COUNTY ADMINISTRATION	HUMAN RESOURCES DIRECTOR	n/a		\$125,004.00	1	1	F

County of Mono, Position Allocation List, FY 2019-20

Department	Position Title	Range	Min Annual Base Salary	Max Annual Base Salary	# of Positions	Allocated FTE	Filled/Vacant
COUNTY ADMINISTRATION	HUMAN RESOURCES GENERALIST	69	\$56,608.00	\$68,807.00	1	1	F
COUNTY ADMINISTRATION	RISK MANAGER	n/a		\$85,680.00	1	1	F
COUNTY ADMINISTRATION	DIRECTOR OF COMMUNICATIONS	n/a		\$85,680.00	1	1	V
COUNTY ADMINISTRATION	ADMINISTRATIVE SERVICES SPECIALIST	69	\$56,608.00	\$68,807.00	1	1	F
COUNTY ADMINISTRATION	FISCAL TECHNICAL SPECIALIST IV	63	\$48,812.00	\$59,332.00	1	1	F
					8		
COUNTY COUNSEL	COUNTY COUNSEL	n/a		\$165,000.00	1	1	F
COUNTY COUNSEL	ASSISTANT COUNTY COUNSEL	n/a		\$127,920.00	1	1	F
COUNTY COUNSEL	DEPUTY COUNTY COUNSEL III	n/a		\$117,480.00	2	1	F
COUNTY COUNSEL	ADMINISTRATIVE SERVICES SPECIALIST	69	\$56,608.00	\$68,807.00	1	1	F
					5		
DISTRICT ATTORNEY	DISTRICT ATTORNEY	n/a		\$152,352.00	1	1	F
DISTRICT ATTORNEY	ASSISTANT DISTRICT ATTORNEY	n/a		\$127,920.00	1	1	F
DISTRICT ATTORNEY	DEPUTY DISTRICT ATTORNEY III	n/a		\$117,480.00	2	1	F
DISTRICT ATTORNEY	CHIEF INVESTIGATOR	n/a		\$115,200.00	1	1	F
DISTRICT ATTORNEY	DISTRICT ATTORNEY INVESTIGATOR II	n/a		\$104,173.00	1	1	F
DISTRICT ATTORNEY	ADMINISTRATIVE SERVICES SPECIALIST	69	\$56,608.00	\$68,807.00	2	1	F
DISTRICT ATTORNEY	VICTIM/WITNESS ADVOCATE	60	\$45,237.00	\$55,096.00	1	1	F
DISTRICT ATTORNEY	VICTIM/WITNESS ADVOCATE	n/a	\$20.00/hr		1	0.625	F
					10		
ECONOMIC DEVELOPMENT	ECONOMIC DEVELOPMENT DIRECTOR	n/a		\$116,004.00	1	1	F
ECONOMIC DEVELOPMENT	ECONOMIC DEVELOPMENT MANAGER	n/a		\$87,996.00	1	1	F
ECONOMIC DEVELOPMENT	ECONOMIC DEVELOPMENT/TOURISM ASSISTANT	63	\$48,812.00	\$59,332.00	1	1	F
					3		
FINANCE	DIRECTOR OF FINANCE	n/a		\$145,656.00	1	1	F
FINANCE	ASSISTANT DIRECTOR OF FINANCE	n/a		\$106,128.00	1	1	F
FINANCE	ASSISTANT DIRECTOR OF FINANCE	n/a		\$99,996.00	1	1	F
FINANCE	PAYROLL & BENEFITS MANAGER	n/a		\$98,948.00	1	1	F
FINANCE	ACCOUNTANT II	79	\$72,462.00	\$88,079.00	1	1	F
FINANCE	ACCOUNTANT I	73	\$62,484.00	\$75,950.00	2	1	F
FINANCE	FISCAL TECHNICAL SPECIALIST IV	63	\$48,812.00	\$59,332.00	3	1	F
FINANCE	FISCAL TECHNICAL SPECIALIST IV	63	\$48,812.00	\$59,332.00	1	1	V
FINANCE	FISCAL TECHNICAL SPECIALIST III	59	\$44,222.00	\$53,752.00	2	1	F
					13		
INFORMATION TECHNOLOGY	INFORMATION TECHNOLOGY DIRECTOR	n/a		\$150,000.00	1	1	F
INFORMATION TECHNOLOGY	SENIOR SYSTEM ADMINISTRATOR	84	\$81,985.00	\$99,653.00	1	1	F
INFORMATION TECHNOLOGY	COMMUNICATIONS MANAGER	84	\$81,985.00	\$99,653.00	1	1	F
INFORMATION TECHNOLOGY	COMMUNICATIONS SPECIALIST I/II	77/79	\$68,971.00	\$88,079.00	1	1	F
INFORMATION TECHNOLOGY	BUSINESS OPERATIONS MANAGER	81	\$76,131.00	\$92,538.00	1	1	F
INFORMATION TECHNOLOGY	INFORMATION TECHNOLOGY SPECIALIST III	79	\$72,462.00	\$88,079.00	3	1	F
INFORMATION TECHNOLOGY	INFORMATION TECHNOLOGY SPEC III/ANNUITANT	n/a	\$38.40/hr		1	0.5	F
INFORMATION TECHNOLOGY	INFORMATION TECHNOLOGY SPECIALIST II	77	\$68,971.00	\$83,834.00	2	1	F
INFORMATION TECHNOLOGY	INFORMATION TECHNOLOGY SPECIALIST I	75	\$65,647.00	\$79,795.00	1	1	F
INFORMATION TECHNOLOGY	GEOGRAPHIC INFORMATION SYS SPECIALIST III	79	\$72,462.00	\$88,079.00	1	1	F
INFORMATION TECHNOLOGY	GEOGRAPHIC INFORMATION SYSTEM SPECIALIST I	75	\$65,647.00	\$79,795.00	1	1	F
INFORMATION TECHNOLOGY	GEOGRAPHIC INFORMATION SYSTEM ANALYST	70	\$58,023.00	\$70,527.00	1	1	F
INFORMATION TECHNOLOGY	GEOGRAPHIC INFORMATION SYS TECHNICIAN III	65	\$51,284.00	\$62,336.00	1	1	F
					16		
PARAMEDICS	EMERGENCY MEDICAL SERVICES CHIEF	n/a		\$110,160.00	1	1	F
PARAMEDICS	ADMINISTRATIVE SERVICES SPECIALIST	69	\$55,500.00	\$67,464.00	1	1	F
PARAMEDICS	PARAMEDIC STATION CAPTAIN	58	\$56,724.00	\$68,928.00	4	1	F
PARAMEDICS	PARAMEDIC TRAINING OFFICER	56	\$54,252.00	\$65,952.00	1	1	F
PARAMEDICS	PARAMEDIC II	54	\$49,332.00	\$59,964.00	11	1	F
PARAMEDICS	EMERGENCY MEDICAL TECHNICIAN	40	\$34,920.00	\$42,432.00	8	1	F
PARAMEDICS	EMERGENCY MEDICAL TECH - RESERVE/ANNUITANT	n/a	\$19.61/hr		1	0.1	F
PARAMEDICS	EMERGENCY MEDICAL TECHNICIAN - RESERVE	n/a	\$11.99/hr		19	0.1	F
					46		
PROBATION	CHIEF PROBATION OFFICER	n/a		\$128,004.00	1	1	F
PROBATION	DEPUTY PROBATION OFFICER V	67	\$64,650.00	\$78,583.00	1	1	F
PROBATION	DEPUTY PROBATION OFFICER IV	63	\$58,570.00	\$71,192.00	1	1	F
PROBATION	DEPUTY PROBATION OFFICER I/II/III	51/55/59	\$43,550.00	\$64,496.00	7	1	F

County of Mono, Position Allocation List, FY 2019-20

Department	Position Title	Range	Min Annual Base Salary	Max Annual Base Salary	# of Positions	Allocated FTE	Filled/Vacant
PROBATION	ADMINISTRATIVE SERVICES SPECIALIST	69	\$56,608.00	\$68,807.00	1	1	F
PROBATION	PROBATION AIDE II	51	\$43,550.00	\$49,668.00	1	1	F
					12		
PUBLIC HEALTH	PUBLIC HEALTH DIRECTOR	n/a		\$128,004.00	1	1	F
PUBLIC HEALTH	PUBLIC HEALTH OFFICER	n/a	\$105.00/hr		1	0.5	F
PUBLIC HEALTH	ENVIRONMENTAL HEALTH MANAGER	n/a		\$102,424.00	1	1	F
PUBLIC HEALTH	CONTRACT ENVIRONMENTAL HEALTH SPECIALIST	n/a	\$44.00/hr		1	0.5	V
PUBLIC HEALTH	ENVIRONMENTAL HEALTH SPECIALIST III	74	\$64,046.00	\$77,849.00	3	1	F
PUBLIC HEALTH	ENVIRONMENTAL HEALTH SPECIALIST III	74	\$64,046.00	\$77,849.00	1	1	V
PUBLIC HEALTH	ENVIRONMENTAL HEALTH TECHNICIAN	n/a	\$20.00/hr		1	0.5	F
PUBLIC HEALTH	DIRECTOR OF NURSING	86	\$86,135.00	\$104,698.00	1	1	V
PUBLIC HEALTH	HEALTH PROGRAM MANAGER/PUBLIC HLTH NURSE	82	\$78,034.00	\$94,851.00	3	1	F
PUBLIC HEALTH	HEALTH PROGRAM MANAGER/PUBLIC HLTH NURSE	82	\$78,034.00	\$94,851.00	1	1	V
PUBLIC HEALTH	PUBLIC HEALTH NURSING PROFESSIONAL	n/a	\$44.00/hr		1	0.1	V
PUBLIC HEALTH	PUBLIC HEALTH NURSING PROFESSNL/ANNUITANT	n/a	\$44.00/hr		3	0.1	F
PUBLIC HEALTH	FISCAL & ADMINISTRATIVE SERVICES OFFICER	77	\$68,971.00	\$83,834.00	1	1	F
PUBLIC HEALTH	FISCAL TECHNICAL SPECIALIST IV	63	\$48,812.00	\$59,332.00	2	1	F
PUBLIC HEALTH	FISCAL TECHNICAL SPECIALIST IV/WNA/HPC	63	\$48,812.00	\$59,332.00	2	1	F
PUBLIC HEALTH	EMERGENCY PREPAREDNESS MANAGER	70	\$58,023.00	\$70,527.00	1	1	F
PUBLIC HEALTH	TOBACCO CONTROL PROGRAM COORDINATOR	70	\$58,023.00	\$70,527.00	1	1	F
PUBLIC HEALTH	WIC PROGRAM DIRECTOR/REGISTERED DIETICIAN	70	\$58,023.00	\$70,527.00	1	1	F
PUBLIC HEALTH	COMMUNITY HEALTH OUTREACH SPECIALIST	63	\$48,812.00	\$59,332.00	1	0.8	F
					27		
PUBLIC WORKS	PUBLIC WORKS/ROAD OPERATIONS/FLEET DIR	n/a		\$140,004.00	1	1	F
PUBLIC WORKS-ENGINEERING/PRC COUNTY ENGINEER		n/a		\$126,023.00	1	1	F
PUBLIC WORKS-ENGINEERING/PRC SENIOR ENGINEER		n/a		\$104,040.00	1	1	F
PUBLIC WORKS-ENGINEERING/PRC ASSOCIATE ENGINEER I		84	\$81,985.00	\$99,653.00	2	1	F
PUBLIC WORKS-ENGINEERING/PRC PUBLIC WORKS PROJECT MANAGER		n/a		\$79,903.00	2	1	F
PUBLIC WORKS-ENGINEERING/PRC ENGINEER TECHNICIAN III		74	\$64,046.00	\$77,849.00	1	1	F
PUBLIC WORKS-FACILITIES	PARKS & FACILITIES SUPERINTENDENT	n/a		\$99,996.00	1	1	F
PUBLIC WORKS-FACILITIES	PARKS & FACILITIES SUPERVISOR	73	\$62,484.00	\$75,950.00	1	1	F
PUBLIC WORKS-FACILITIES	MAINTENANCE LEADWORKER	61	\$46,460.00	\$56,473.00	2	1	F
PUBLIC WORKS-FACILITIES	MAINTENANCE CRAFTSWORKER	61	\$46,460.00	\$56,473.00	2	1	F
PUBLIC WORKS-FACILITIES	MAINTENANCE WORK ORDER TECHNICIAN	59	\$44,222.00	\$53,752.00	1	1	F
PUBLIC WORKS-FACILITIES	MAINTENANCE WORKER III	57	\$42,091.00	\$51,162.00	3	1	F
PUBLIC WORKS-FACILITIES	MAINTENANCE WORKER II	53	\$38,132.00	\$46,350.00	1	1	F
PUBLIC WORKS-FACILITIES	LEAD CUSTODIAN	51	\$36,295.00	\$44,117.00	1	1	F
PUBLIC WORKS-FACILITIES	CUSTODIAN III	47	\$32,881.00	\$39,967.00	1	1	F
PUBLIC WORKS-FACILITIES	CUSTODIAN III	47	\$32,881.00	\$39,967.00	1	1	V
PUBLIC WORKS-ROAD DEPT	ROAD OPERATIONS SUPERINTENDENT	85	\$84,034.00	\$102,144.00	1	1	V
PUBLIC WORKS-ROAD DEPT	FLEET SERVICES SUPERINTENDENT	77	\$68,971.00	\$83,834.00	1	1	F
PUBLIC WORKS-ROAD DEPT	LEAD EQUIPMENT MECHANIC	66	\$52,566.00	\$63,894.00	1	1	F
PUBLIC WORKS-ROAD DEPT	EQUIPMENT MECHANIC III	62	\$47,622.00	\$57,885.00	2	1	F
PUBLIC WORKS-ROAD DEPT	EQUIPMENT MECHANIC III	62	\$47,622.00	\$57,885.00	1	1	V
PUBLIC WORKS-ROAD DEPT	EQUIPMENT MECHANIC II	58	\$43,143.00	\$52,441.00	1	1	V
PUBLIC WORKS-ROAD DEPT	PUBLIC WORKS MAINTENANCE SUPERVISOR	63	\$48,812.00	\$59,332.00	4	1	F
PUBLIC WORKS-ROAD DEPT	PUBLIC WORKS MAINTENANCE WORKER III	57	\$42,091.00	\$51,162.00	8	1	F
PUBLIC WORKS-ROAD DEPT	PUBLIC WORKS MAINTENANCE WORKER III	57	\$42,091.00	\$51,162.00	2	1	V
PUBLIC WORKS-ROAD DEPT	PUBLIC WORKS MAINTENANCE WORKER II	53	\$38,132.00	\$46,350.00	3	1	F
PUBLIC WORKS-ROAD DEPT	INVENTORY AND PURCHASING TECHNICIAN	61	\$46,460.00	\$56,473.00	1	1	F
PUBLIC WORKS-SOLID WASTE	SOLID WASTE SUPERINTENDENT	n/a		\$89,364.00	1	1	F
PUBLIC WORKS-SOLID WASTE	SOLID WASTE SUPERVISOR	73	\$62,484.00	\$75,950.00	1	1	F
PUBLIC WORKS-SOLID WASTE	SOLID WASTE EQUIPMENT OPERATOR	61	\$46,460.00	\$56,473.00	2	1	F
PUBLIC WORKS-SOLID WASTE	SOLID WASTE MAINTENANCE WORKER	59	\$44,222.00	\$53,752.00	2	1	F
PUBLIC WORKS-SOLID WASTE	SOLID WASTE MAINTENANCE WORKER	59	\$44,222.00	\$53,752.00	1	1	V
PUBLIC WORKS	FISCAL & ADMINISTRATIVE SERVICES OFFICER	77	\$68,971.00	\$83,834.00	1	1	V
PUBLIC WORKS	ADMINISTRATIVE SERVICES SPECIALIST	69	\$56,608.00	\$68,807.00	1	1	F
PUBLIC WORKS	FISCAL TECHNICAL SPECIALIST IV	63	\$48,812.00	\$59,332.00	2	1	F
PUBLIC WORKS	FISCAL TECHNICAL SPECIALIST II	55	\$40,063.00	\$48,696.00	1	1	F
					59		
SHERIFF	SHERIFF-CORONER	n/a		\$146,484.00	1	1	F

County of Mono, Position Allocation List, FY 2019-20

Department	Position Title	Range	Min Annual Base Salary	Max Annual Base Salary	# of Positions	Allocated FTE	Filled/Vacant	
SHERIFF	UNDERSHERIFF	n/a		\$135,852.00	1	1	V	
SHERIFF	LIEUTENANT II	n/a		\$131,856.00	1	1	F	
SHERIFF	SERGEANT	60	\$80,640.00	\$98,004.00	4	1	F	
SHERIFF	DEPUTY SHERIFF II	54	\$69,540.00	\$84,516.00	14	1	F	
SHERIFF	DEPUTY SHERIFF II	54	\$69,540.00	\$84,516.00	5	1	V	
SHERIFF - JAIL	PUBLIC SAFETY LIEUTENANT	63	\$66,684.00	\$81,060.00	1	1	F	
SHERIFF - JAIL	PUBLIC SAFETY SERGEANT	58	\$57,972.00	\$70,476.00	1	1	F	
SHERIFF - JAIL	PUBLIC SAFETY SERGEANT	58	\$57,972.00	\$70,476.00	1	1	V	
SHERIFF - JAIL	PUBLIC SAFETY OFFICER II	49	\$43,428.00	\$52,800.00	12	1	F	
SHERIFF - JAIL	PUBLIC SAFETY OFFICER I	47	\$41,340.00	\$50,244.00	3	1	F	
SHERIFF - JAIL	PUBLIC SAFETY OFFICER I	47	\$41,340.00	\$50,244.00	2	1	V	
SHERIFF - JAIL	FOOD SERVICE MANAGER	51	\$36,295.00	\$44,117.00	1	1	F	
SHERIFF - JAIL	COOK (CORRECTIONAL)	45	\$31,297.00	\$38,042.00	1	1	F	
SHERIFF	PUBLIC INFORMATION OFFICER	69	\$56,608.00	\$68,807.00	1	1	F	
SHERIFF	ADMINISTRATIVE SERVICES SPECIALIST	69	\$56,608.00	\$68,807.00	1	1	F	
SHERIFF	RECORDS MANAGER	61	\$46,460.00	\$56,473.00	1	1	F	
SHERIFF	COURT SCREENER II/ANNUITANT	n/a	\$35.00/hr		2	0.46	F	
SHERIFF	COURT SCREENER II/ANNUITANT	n/a	\$35.00/hr		1	0.46	V	
SHERIFF	COURT SCREENER I	n/a	\$25.00/hr		6	0.46	F	
SHERIFF	COURT SCREENER I	n/a	\$25.00/hr		2	0.46	V	
					62			
SOCIAL SERVICES	SOCIAL SERVICES DIRECTOR	n/a		\$128,004.00	1	1	F	
SOCIAL SERVICES	PROGRAM MANAGER	82	\$78,034.00	\$94,851.00	2	1	F	
SOCIAL SERVICES	STAFF SERVICES MANAGER	82	\$78,034.00	\$94,851.00	1	1	F	
SOCIAL SERVICES	STAFF SERVICES ANALYST I/II/III	66/70/74	\$52,566.00	\$77,849.00	2	1	F	
SOCIAL SERVICES	STAFF SERVICES ANALYST I/II/III	66/70/74	\$52,566.00	\$77,849.00	1	1	V	
SOCIAL SERVICES	SOCIAL WORKER SUPERVISOR I/II	75/79	\$65,647.00	\$88,079.00	1	1	F	
SOCIAL SERVICES	SOCIAL WORKER SUPERVISOR I/II	75/79	\$65,647.00	\$88,079.00	1	1	V	
SOCIAL SERVICES	SOCIAL WORKER I/II/III/IV	53/57/61/71	\$38,132.00	\$72,290.00	4	1	F	
SOCIAL SERVICES	SUPERVISING INTEGRATED CASE WORKER	72	\$60,960.00	\$74,097.00	1	1	F	
SOCIAL SERVICES	INTEGRATED CASE WORKER III	68	\$55,227.00	\$67,129.00	1	1	V	
SOCIAL SERVICES	INTEGRATED CASE WORKER I/II	60/64	\$45,237.00	\$60,815.00	3	1	F	
SOCIAL SERVICES	ELIGIBILITY SPECIALIST III	63	\$48,812.00	\$59,332.00	1	1	V	
SOCIAL SERVICES	ELIGIBILITY SPECIALIST TRAINEE I/II	51/55/59	\$36,295.00	\$53,752.00	2	1	F	
SOCIAL SERVICES	ELIGIBILITY SPECIALIST TRAINEE I/II	51/55/59	\$36,295.00	\$53,752.00	1	1	V	
SOCIAL SERVICES	FISCAL TECHNICAL SPECIALIST IV	63	\$48,812.00	\$59,332.00	1	1	F	
SOCIAL SERVICES	FISCAL TECHNICAL SPECIALIST III	59	\$44,222.00	\$53,752.00	1	1	F	
SOCIAL SERVICES	FISCAL TECHNICAL SPECIALIST II	55	\$40,063.00	\$48,696.00	2	1	F	
SOCIAL SERVICES	SOCIAL SERVICES AIDE	50	\$35,410.00	\$43,041.00	2	1	F	
SOCIAL SERVICES	OFFICE ASSISTANT I/II	39/43	\$26,987.00	\$36,209.00	1	1	F	
SOCIAL SERVICES	SENIOR SERVICES MANAGER	63	\$48,812.00	\$59,332.00	1	1	F	
SOCIAL SERVICES	SENIOR SERVICES COOK/DRIVER	43	\$29,789.00	\$36,209.00	1	1	F	
SOCIAL SERVICES	SENIOR SERVICES COOK/DRIVER	43	\$29,789.00	\$36,209.00	1	1	V	
SOCIAL SERVICES	SENIOR SERVICES SITE ATTENDANT	n/a	\$16.21/hr		1	0.2	F	
SOCIAL SERVICES	SENIOR SERVICES COOK/DRIVER	n/a	\$14.32/hr		1	0.25	F	
					34			
					Total Employees:	358		

APPENDICES

BUDGET POLICY

(Adopted May 2011)

INTRODUCTION

A budget policy is an adopted guideline that establishes goals for allocation of public resources in the manner best suited to the efficient provision of services to citizens and visitors present within the County. While not all of the goals may be achievable in the current year, the existence of such goals will serve to guide the Board of Supervisors in its decision-making.

The County of Mono has forged its budget policy out of the experiences of the last two decades, when expenditures grew considerably beyond the County's revenue capability. This resulted in layoffs, downsizing and service reductions throughout County government. It is recognized that maintaining a conservative budget approach and funding unfunded liabilities, whether maintenance of infrastructure/buildings or employee commitments, are vital to sound fiscal management.

I. GENERAL RESERVES

- A. Establish a general reserve in the amount of 5% to 15% of the average annual general fund expenditures.
- B. When the fiscal year budget permits, the Board shall consider placing remaining contingencies and a portion of the prior year fund balances in the general reserve until the maximum reserve of 15% of general fund expenditures is met.
- C. The general reserve will be carried forward in the budget from year to year. Except in cases of legally declared emergencies, the general reserve may only be established, cancelled, increased or decreased at the time the budget is adopted.

II. CONTINGENCIES

Establish an appropriation for contingencies at a minimum level of 1% of the budgeted general fund expenditures (but not to exceed 10% of total appropriations) in each fiscal year for opportunities and unanticipated expenditures. All expenditures from the contingency line item are at the discretion of the Board of Supervisors.

III. FUND BALANCES

Government Accounting Standards Board (GASB) Statement Number 54 requires the County to segregate fund balances into five basic categories. These categories are: Non-spendable Fund Balance (such as inventories or prepaid expenditures); Restricted Fund Balance (such as creditors, grant providers or contributors); Committed Fund Balance (to cover commitments the Board of Supervisors has made); Assigned Fund Balance (such as covering deficit fund balances); and Unassigned Fund Balance (everything not

BUDGET POLICY *(Adopted May 2011)*

included in the other types of fund balance). Unassigned Fund Balance is available for carry-over and use in preparing the next year's budget.

The Finance Director/Auditor-Controller shall be responsible for segregating each fund balance by category and amount and informing the CAO and the Board of Supervisors of the amount of Unassigned Fund Balance available for use in preparing the budget for the upcoming year.

IV. FISCAL MANAGEMENT

1. Maintain a conservative budgeting approach.
2. Annually consider reduction of long-term debt and elimination of negative fund balances.
3. Establish the level of cost recovery, including overhead, from various fees and services.
4. Review fees annually, establish actual costs and adjust and establish new fees as needed.

V. INFRASTRUCTURE

Consider contributions from the general fund, grants and state/federal allocations, annually or whenever available, for the improvement of county infrastructure. Work with building partners, including but not limited to the Mono County Free Library, the Administrative Officer of the Court, etc., to reduce County costs to maintain and improve the County infrastructure.

VI. NEW SERVICES

Add new services only when a need has been identified and when adequate resources for staffing and funding are demonstrably available in multi-year financial plans.

VII. FACILITIES

Plan for new facilities only if operating and maintenance costs for those facilities are fully recognized and taken into account in multi-year financial plans. Provide adequate routine maintenance each year to avoid the higher cost of deferred maintenance.

VIII. OPERATIONAL EFFICIENCIES

1. Provide County services in the most cost-efficient manner.
2. When program funding is cut or eliminated, reduce or eliminate the program accordingly unless mandated otherwise.

BUDGET POLICY

(Adopted May 2011)

3. Provide staffing levels that take into account multi-year needs, reasonable workload per employee and minimize the possibility of layoffs resulting from inadequate revenues.
4. For special projects or certain expertise in the short-term, utilize temporary employees (not to exceed 1,000 hours) and consultants.
5. Utilize community expertise on a voluntary basis as appropriate.
6. Ensure that fee-supported services are staffed appropriately to render the services for which customers have paid.
7. Work through partnerships, JPA's, and regional relationships to share costs for local programs whenever possible.

IX. EMPLOYEE DEVELOPMENT

Attract and retain competent employees for the County work force by compensating employees fairly (consistent with smaller rural counties), provide adequate training opportunities, ensure safe working conditions, and maintain a professional work environment.

X. ECONOMIC DEVELOPMENT

Achieve organized, sustainable community development for the communities and citizens of Mono County through the budget process by providing an expanded and diversified economic base while preserving our scenic beauty, open space, small town charm and historical assets.

XI. BUDGET FORMATION

- A. The County will utilize a "base-year" operating budget. A base year budget is defined as follows:
 - a. The same staffing levels and the same allocated classifications as prior year's adopted budget. Note: This includes budgeting for promotions within an allocated classification series.
 - b. The same level of supplies, materials and services as purchased in prior years, increased to account for known price increases.
 - c. Replacement, in-kind, of capital equipment not to exceed \$10,000

BUDGET POLICY
(Adopted May 2011)

- B. The County will utilize a process to approve additions over and above the “base-year” budget by considering a list of policy items. Policy items are defined as follows:
- a. Additional allocation of staff.
 - b. Reclassification of existing staff to higher classifications or salary range (other than promotions within approved series classifications).
 - c. Supplies, materials or services, \$1,000 above base year budget, excluding known price increases.
 - d. Any new capital equipment in excess of \$5,000 that are not replacement items.
 - e. Any capital improvement projects identified in the capital improvement project budget.
- C. The Board, CAO and Department Heads will consider both resources and priorities in determining which policy items will be funded.
- D. The County will strive to develop, consider and approve the County fiscal year budget consistent with the California Government Code schedule.
- E. The role of department heads will be to develop a department budget in a timely fashion and to submit the operating budget and policy items to the CAO and Finance Director.
- F. The role of the Finance Director will be to work with the department and consider departmental budgets for submission into the County proposed budget. The Finance Director will involve the CAO on both the expenditure and the revenue estimates for submission to the Board for approval.
- G. The Board will consider the budget and provide direction to staff.

Budget Glossary

Adopted Budget: The budget document formally approved by the Board of Supervisors after the required public hearings and deliberations on the Recommended Budget.

Appropriation: An authorization by the Board of Supervisors from a specific fund to a specific agency or program to make expenditures or incur obligations for a specified purpose and period of time. The budget contains many items of appropriation. These appropriations are limited to one year unless otherwise specified.

Budget Unit: Similar to sub-accounts within budgets; created for tracking expenditures or revenues which must be accounted for separately.

Capital Expenditures: Expenditures incurred for the improvement to or acquisition of land, facilities and infrastructure.

Capital Improvement Plan (CIP): A mid-range plan, usually four to ten years, which identifies capital projects and equipment purchases, provides a planning schedule and identifies options for financing the plan.

Contingencies: A budgetary provision representing that portion of the set aside to meet unforeseen expenditure requirements or to offset revenue shortfalls during the fiscal year. Contingencies may be budgeted for specific funds or groups of funds.

Debt Service: Annual principal and interest payments that local government owes on borrowed money.

Enterprise Fund: A fund established to account for operations that are financed and operated in a manner similar to private business enterprises (e.g. water, gas and electric utilities; airports; parking garages; or transit systems). The governing body intends that the costs of providing goods and services to the general public on a continuing basis be financed or recovered primarily through user charges.

Expenditures: Actual spending of funds authorized by an appropriation.

Fee for Services: Fees charged for certain services provided to citizens and other public agencies. Examples of these fees include: planning and public works services such as sale of plans and specifications and blueprints, and plan or map check fees; park facilities usage including camping, parking and picnic area usage; document recording services, certified copies of vital statistics; animal services such as vaccination and impound fees.

Final Budget: The Adopted Budget adjusted by all revisions throughout the fiscal year as of June 30.

Fiscal Year (FY): A 12-month period to which the annual operating budget applies and at the end of which a government determines its financial position and the results of its operations. The County of Mono's fiscal year is July 1 through June 30.

Full Time Equivalent (FTE): In concept, one person working full-time for one year. A normal fiscal year equals 2,080 staff hours. Two workers, each working half that number of hours, together equal one staff year. County salaries and benefits costs are based on the total number of FTEs approved in each budget unit.

Fund: A fiscal and accounting entity in which cash and other financial resources, all related liabilities and equities or balances, and changes therein, are recorded and segregated to carry on specific activities or attain certain objectives in accordance with special regulations, restrictions or limitations. Funds may contain one or more budget units.

Fund Balance: The amount of dollar resources remaining in a fund at year's end. Usually this is the difference between total expenditures and total resources of a fund.

Budget Glossary

Fund Balance Types:

- **Nonspendable Fund Balance:** Amounts that cannot be spent because they are either (1) not in spendable form or (2) legally or contractually required to be maintained intact.
- **Restricted Fund Balance:** When constraints placed on the use of the resources are either (1) externally imposed by creditors, grantors, contributors, or laws or regulations of other governments; or (2) imposed by law through constitutional provisions or enabling legislation.
- **Committed Fund Balance:** Amounts that can only be used for specific purposes pursuant to constraints imposed by formal action of the Board of Supervisors. These committed amounts cannot be used for any other purpose unless the government removes or changes the specified use by taking the same type of action it employed to previously commit these amounts.
- **Assigned Fund Balance:** Amounts that are constrained by the Board's intent to use the funds for specific purposes, but are neither restricted nor committed.
- **Unassigned Fund Balance:** The residual classification for the General Fund. This classification represents fund balance that has not been assigned to other funds and that has not been restricted, committed, or assigned to specific purposes within the General Fund.

General Fund: The County's primary operating fund, which is used to account for all financial resources, except those required to be accounted for in another fund.

Generally Accepted Accounting Principles (GAAP): The uniform minimum standards and guidelines for financial accounting and reporting. They govern the form and content of the financial statement of an entity.

General Purpose Revenue: Revenue derived from sources not specific to any program or service delivery that may be used for any purpose that is a legal expenditure of County funds. Examples of General Purpose Revenue include property taxes, sales taxes, transient occupancy taxes, court fines, real property transfer tax and miscellaneous other sources. There are no restrictions as to the use of these monies - often referred to as discretionary revenue.

General Reserve: A reserve established to address unforeseen catastrophic situations. The general reserve can only be established or adjusted during the annual budget adoption process and is not available except during a legally declared emergency. Generally accepted accounting principles (GAAP) and Mono County policy provide that a local government should maintain a general reserve between 5% and 15% of expenditures.

Goal: A long-term organizational target or direction of development. It states what the organization wants to accomplish or become over the next several years. (Bryson)

Government Finance Officers Association (GFOA): An organization comprised of government accounting and finance professionals throughout the United States and Canada, whose goals include but are not limited to improving financial management practices and encouraging excellence in financial reporting and budgeting by state and local governments.

Internal Service Fund (ISF): A proprietary type fund used to account for the financing of goods or services provided by one department to other departments of the County, or to other governmental units, on a full cost-reimbursement basis, including replacement of capital.

Maintenance of Effort (MOE): Occasionally required by state law or by an initiative, it requires the county to maintain a designated base level of spending, usually in order to receive additional revenues.

Mandate: A requirement from the State or federal government that the County perform a task, perform a task in a particular way, or perform a task to meet a particular standard.

Mission: What the County is striving to do over a continuous period of time; its organizational purpose.

Net County Cost: Budgeted appropriations less estimate of revenue anticipated. The amount of General Fund dollars needed to balance the proposed budget.

Objective: A measurable target that must be met on the way to attaining a goal. A statement of anticipated accomplishment, usually measurable and time bound.

Budget Glossary

Operating Transfers: Operating transfers result when one fund provides a service on behalf of another fund or when one fund transfers revenues to fund expenditures in another fund. The providing fund budgets the amount required by the other fund in the "Operating Transfer Out" expenditure account. The receiving fund budgets the amount in one of the "Operating Transfer In" revenue accounts.

Realignment Funds: These funds come from vehicle license fee and sales tax revenue collected by the state and allocated to counties. The funds are a "backfill" of the loss of state General Fund support or a shift of program responsibility from the state to the county for health, social services and youth corrections.

Recommended Budget: The budget document developed by the CAO and county departments and formally approved by the Board of Supervisors to serve as the basis for public hearings and deliberations prior to the de-termination of the adopted budget.

Requested Budget: The budget as submitted and requested by the division, department or district.

Reserves: A portion of fund equity that is set aside and not appropriated or spent, or that is legally or contractually restricted for a specific future.

Revenues: Amounts received from taxes, fees, permits, licenses, interest earnings and intergovernmental sources.

Special Revenue Fund: A fund used to account for the proceeds of specific revenue sources that are legally restricted to expenditures for specified purposes. Usually eligible expenses are very specific and known to a reasonable degree of accuracy.

Strategic Goal: A long-term organizational target or direction of development. The established long range priorities that the organization strives to achieve.

Unreserved/Undesignated Fund Balance: The portion of fund balance that is available for financing the budget requirements for a current or future fiscal period. Also known as spendable fund balance.

Budget Glossary

ABBREVIATIONS

- CAO:** Chief Administrative Officer
- CDBG:** Community Development Block Grant
- CSA:** County Service Area
- CSAC:** California State Association of Counties
- CSS:** Department of Child Support Services
- CWS:** Child Welfare Services
- FEMA:** Federal Emergency Management Agency
- FY:** Fiscal Year
- GAAP:** Generally Accepted Accounting Principles
- GASB:** Governmental Accounting Standards Board
- GFOA:** Government Finance Officers Association
- GIS:** Geographic Information System
- IHSS:** In-Home Supportive Services
- ISF:** Internal Service Fund
- IT:** Information Technology
- NACO:** National Association of Counties
- OES:** Office of Emergency Services
- OPEB:** Other Post Employment Benefit
- TOT:** Transient Occupancy Tax
- VLF:** Vehicle License Fees