




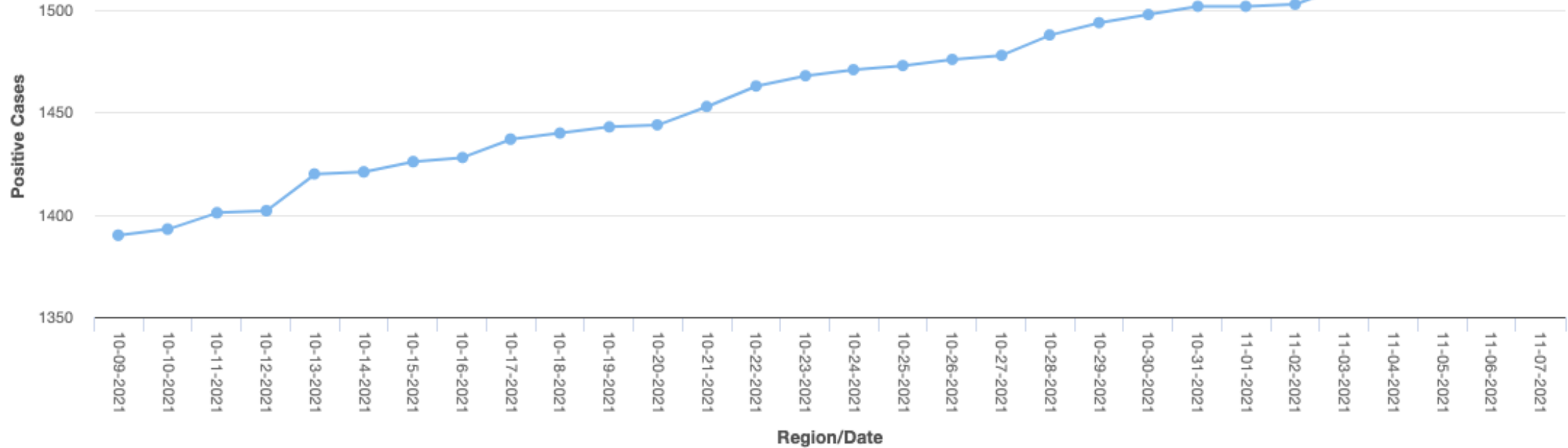
**BOARD OF
SUPERVISORS
MEETING**

**NOVEMBER 09,
2021**



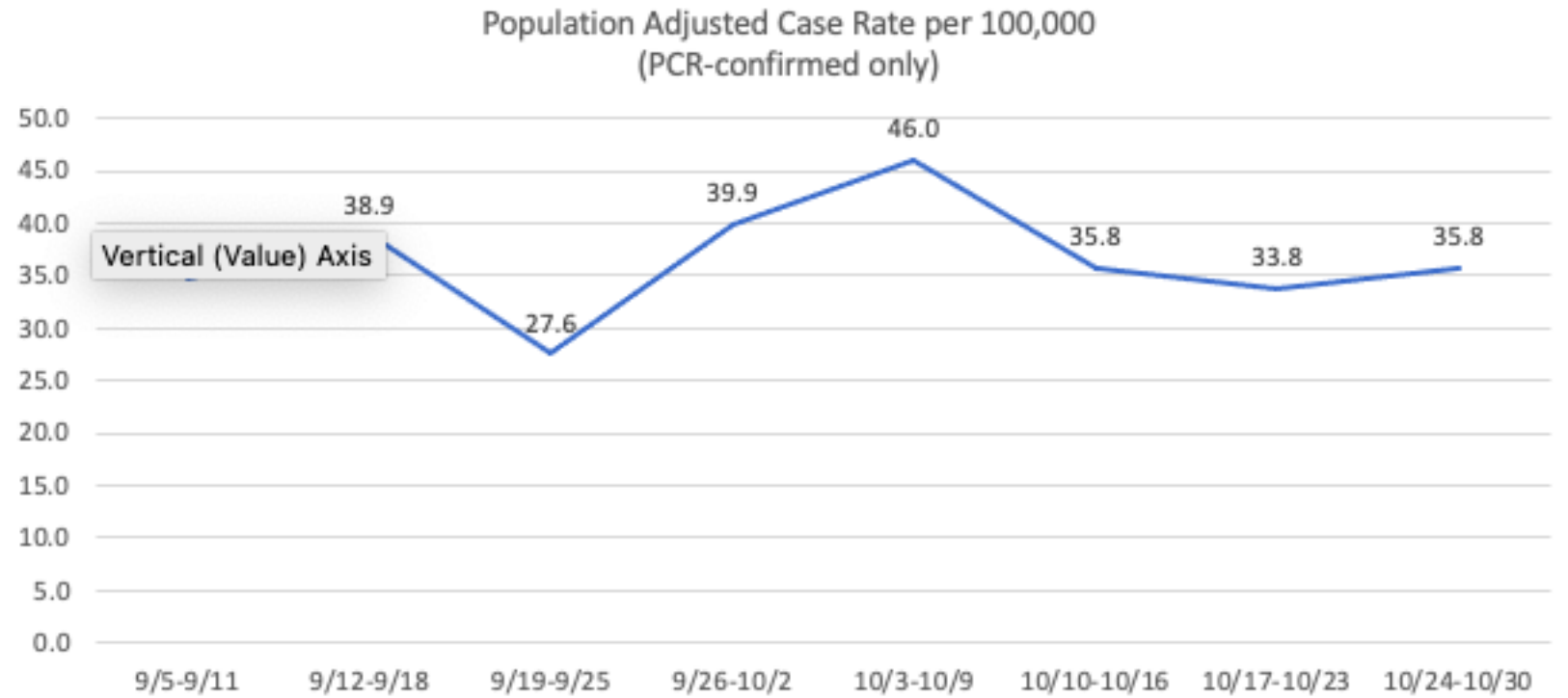


Total Positive Cases for Mono County Residents (last 30 d...



TOTAL POSITIVE CASES: 1523 (30-DAY INCREASE: 9.6%) / CASE RATE/100,000: 35.8

RECENT METRICS



NUMBER OF CASES BY WEEK FOR THE PAST MONTH

- 10/3 - 10/9: 45
- 10/10 - 10/16: 35
- 10/17 - 10/23: 33
- 10/24 - 10/30: 35

**RECENT DEATH
OF A MONO
COUNTY
RESIDENT**

- Resident of unincorporated Mono County.
- Per our records, patient was unvaccinated and middle age.
- Middle age = 40 - 60

CDC INDICATORS AND THRESHOLDS FOR COMMUNITY TRANSMISSION OF COVID-19 TO GUIDE MASKS FOR PUBLIC INDOOR SETTINGS BASED ON VACCINATION STATUS



Indicator	Low transmission	Moderate transmission	Substantial transmission	High transmission
Daily case rate	< 1.5	1.5–6.9	7–13.9	> 14
Test positivity	< 5.0%	5.0%–7.9%	8.0%–9.9%	≥ 10%
Unvaccinated	Mask Required	Mask Required	Mask Required	Mask Required
Fully vaccinated	Mask Optional	Mask Recommended	Mask Required	Mask Required

* Statewide / ** Vaccine Equity Metric goal of 4 million doses

COUNTIES WITH MASKING MANDATES IN CALIFORNIA

- Alameda
- Colusa (rescinded altogether)
- Contra Costa
- Imperial (indoor only for unvaccinated)
- Inyo
- Marin (lifted 11/01)
- Mono
- Napa
- San Francisco (eased in various settings for vaccinated)
- San Mateo
- Santa Barbara
- Santa Cruz (lifted 09/29)
- Sierra
- Sonoma (indoor only for unvaccinated)

HOSPITAL STATUS

- No current COVID-19 related hospitalizations.
- Status = Green.

MONO COUNTY VACCINATION RATE AND DATA

- 71.8% Fully Vaccinated
- 6.1% Partially Vaccinated
- Latino Population 70% fully vaccinated
- White Population 69.6% fully vaccinated
- Multi-Race Population 61.5% fully vaccinated
- Native American Population 56.7% fully vaccinated
- Asian American Population 78.5% fully vaccinated